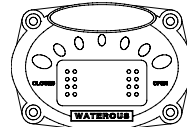




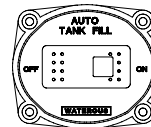
SPECIFICATIONS – ACCESSORIES: AUTO TANK FILL

What does your department use to reduce undesirable high incoming intake pressure?

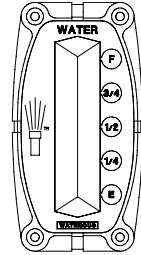
To alleviate the problem of high hydrant pressure and the need to have an operator constantly monitor the water tank, Waterous introduces the Auto Tank Fill System.



**ELECTRIC VALVE
POSITION CONTROL**



**AUTO TANK FILL
SELECTOR SWITCH**



TANK LEVEL DISPLAY

Description:

With today's modern waterworks systems, water pressure from a hydrant can exceed 200 psi. Water pressure in the same city's water system may vary from hydrant to hydrant.

What does your department use to reduce undesirable high incoming intake pressure?

During today's pumping evolutions it is sometimes desirable to have discharge pressures that are lower than hydrant pressures.

Most compressed air foam systems require discharge pressures of 70 to 125 psi. In order to achieve this pressure with a hydrant flowing more than 85 psi, you would need a gated intake valve, pressure reducing valve or use the water from the pumper's water tank. Using the pumper's water tank provides a constant pressure but you are limited to the amount of water in the tank. An operator would need to constantly monitor the tank water level and manually fill the tank when water level falls.

To alleviate the problem of high hydrant pressure and the need to have an operator constantly monitor the water tank, Waterous introduces the Auto Tank Fill System.

Designed to use any of the available Waterous electric-actuated ball valves (sold separately), the Auto Tank Fill System maintains a constant low pressure water supply at the pump intake by automatically filling the water tank and maintaining a water level between 50 and 80%.

I need more flow than the water tank can supply.

In order to allow for larger flows, if required, the Auto Tank Fill System can be plumbed into a large diameter valved intake. With this arrangement, only one connection to the hydrant is required and larger flows are only a butterfly valve opening away.

What sets the Waterous Auto Tank Fill System apart from other automated fill systems?

Even with the Auto Tank Fill on, the operator can override the system at any time using the Electric Valve Position Control to open and close the valve as needed. After three seconds of non-operator interaction, the Auto Tank Fill System turns back on, controlling the level of water the tank. The illuminated green LED built into the switch lets you know when the valve is in the Auto Tank Fill mode.

Features and Components:

Features

- Maintains tank water level between 50 and 80 % of capacity
- Can be calibrated for any shape or size tank
- Operator interaction allowed while Auto Tank Fill System is in operation. Operator can open or close the electric-actuated ball valve using the Electric Valve Position Control. System restarts after 3 seconds of non-operator interaction.

Components

- Pressure Transducer
- Tank Level Display
- Electric Valve Position Control
- Auto Tank Fill Selector Switch (Green LED indicates Auto Tank Fill Mode)
- Cables
- Electric-Actuated Ball Valve (sold separately)

Industry-Leading Sales and Support

When you purchase Waterous equipment, not only do you get quality products, you get quality service. Our expert service technicians are the best in the business and they are always happy to answer any service questions you might have.

Sales/Applications Assistance

Phone: 651-450-5234 (Press 3)
pumps@waterousco.com

Service Assistance

Phone: 651-450-5200
Fax: 800-488-1228
service@waterousco.com

SPECIFICATIONS – AUTO TANK FILL SYSTEM

