



Document Number	Issue Date	Rev. Date
DPL 82982	11/13/07	10/27/15

Dimensional Drawings for Eclipse™ Compressed Air Foam System with Advantus® 3

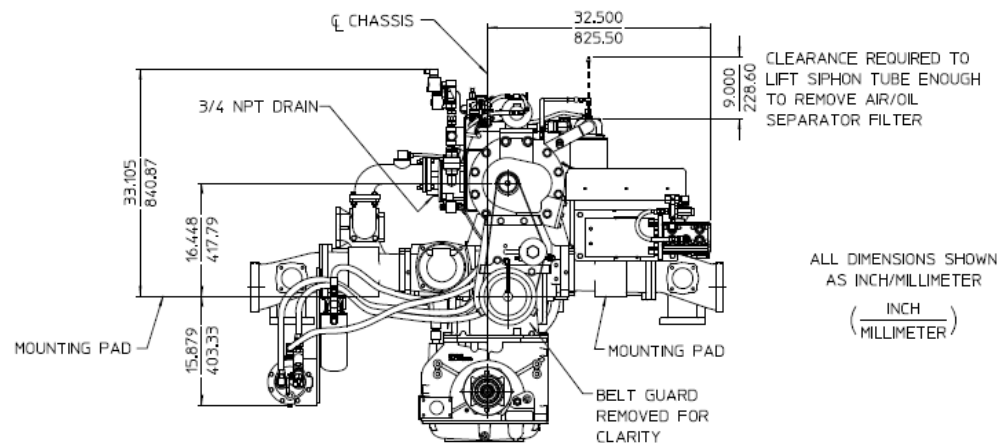
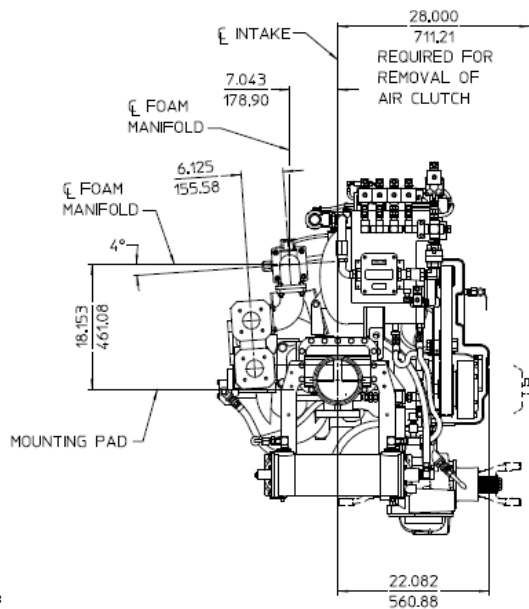
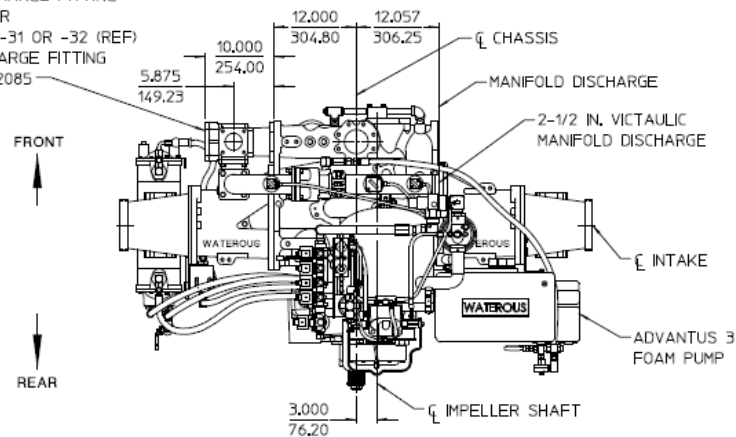
Manifold			Pump Discharge Fitting	See Page	Available on Pump Models
Size	Discharge Position	Mounting			
2-1/2 in. (Standard)	Right Hand (Right Side of Pump)	*Over the Top of Pump	71441-30 or 83074-30, -31, or -32	2	CMU, CS, CSU
			71600-8A	3	
		On the Front of Pump	71441-30 or 83074-30, -31, or -32	4	
			71600-8A	5	
			81388-7A	6	
			71441-30 or 83074-30, -31, or -32	7	
	Left Hand (Left Side of Pump)	*Over the Top of Pump	71600-8A	8	
			71441-30 or 83074-30, -31, or -32	9	
		On the Front of Pump	71600-8A	10	
			81388-7A	11	
3 in. (Optional)	Right Hand (Right Side of Pump)	On the Front of Pump	82325-1	12	
	Left Hand (Left Side of Pump)	On the Front of Pump	82325-1	13	
Electric Auto-Sync Panel and Schematics				14	
Items Shipped Loose				15	
Optional Accessories				16	
Tank Level Switch Wiring				17	

* Note: Discharge fitting 81388-7A not available with manifold mounted over the top of the pump as manifold interferes with compressor.

THE FOLLOWING ITEMS SHIPPED LOOSE:

1. MOLDED OIT CABLE (6 METERS LONG)
2. INSTRUCTION PLATE. (SEE DETAIL A ON PAGE 15).
3. INLET LINE STRAINER WITH NIPPLE.
4. OPTIONAL LOW TANK LEVEL SWITCH. (SEE DETAIL K ON PAGE 16)
5. OIT CONTROL MODULE (SEE DETAIL B ON PAGE 15).
6. TEMPERATURE GAUGE (SEE DETAIL C ON PAGE 15).
7. AIR FILTER (SEE DETAIL D ON PAGE 15).
8. WARNING AND HOSE SPECIFICATION PLATES (SEE DETAILS E & F ON PAGE 15).

PUMP DISCHARGE FITTING
 71441-30 OR
 83074-30, -31 OR -32 (REF)
 SEE DISCHARGE FITTING
 DWG DPL82085



ALL DIMENSIONS SHOWN
 AS INCH/MILLIMETER
 (INCH)
 (MILLIMETER)

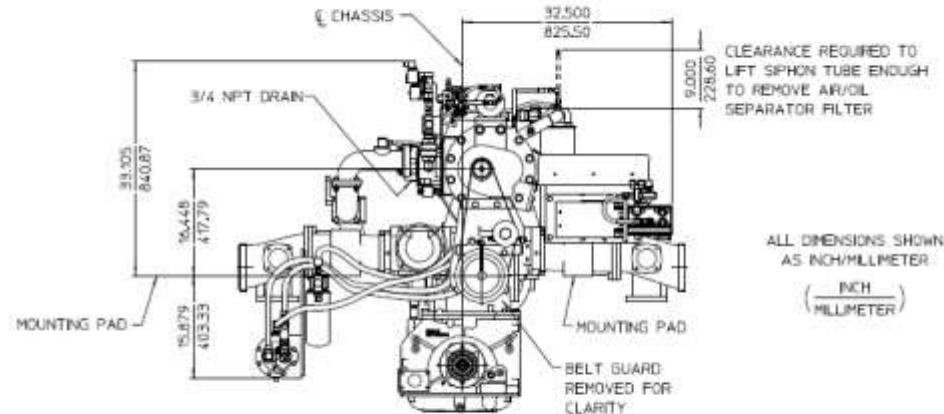
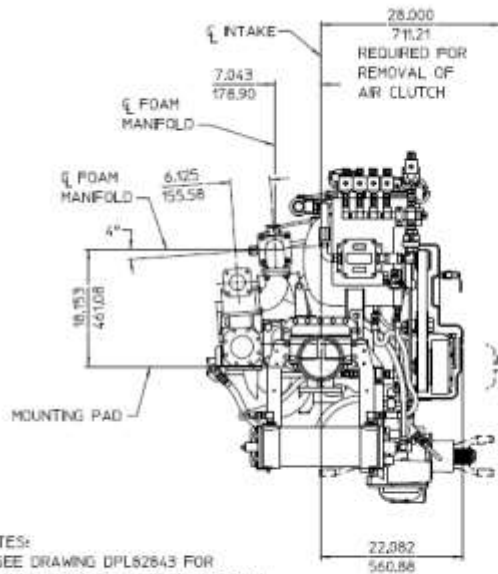
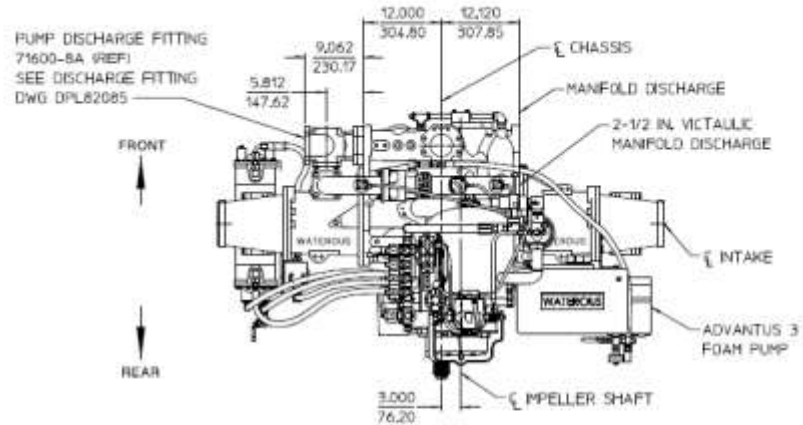
NOTES:

1. SEE DRAWING DPL82843 FOR CM SERIES FIRE PUMP DIMENSIONAL.
2. SEE DRAWING DPL82791 FOR CS SERIES FIRE PUMP DIMENSIONAL.
3. LEFT SIDE PUMP MOUNTED RELIEF VALVE NOT AVAILABLE.
4. REAR INTAKE ADAPTER NOT AVAILABLE ON RIGHT SIDE.

2-1/2 IN. MANIFOLD, RIGHT HAND DISCHARGE OVER THE TOP OF PUMP
WITH 71441-30 OR 83074-30, -31 OR -32 PUMP DISCHARGE FITTING
 AVAILABLE ON IRON PUMPS WITH 4° ANGLE COMPENSATED BODIES ONLY

THE FOLLOWING ITEMS SHIPPED LOOSE:

1. MOLDED OIT CABLE (6 METERS LONG)
2. INSTRUCTION PLATE (SEE DETAIL A ON PAGE 15)
3. INLET LINE STRAINER WITH NIPPLE
4. OPTIONAL LOW TANK LEVEL SWITCH (SEE DETAIL K ON PAGE 16)
5. OIT CONTROL MODULE (SEE DETAIL B ON PAGE 15)
6. TEMPERATURE GAUGE (SEE DETAIL C ON PAGE 15)
7. AIR FILTER (SEE DETAIL D ON PAGE 15)
8. WARNING AND HOSE SPECIFICATION PLATES (SEE DETAILS E & F ON PAGE 15)



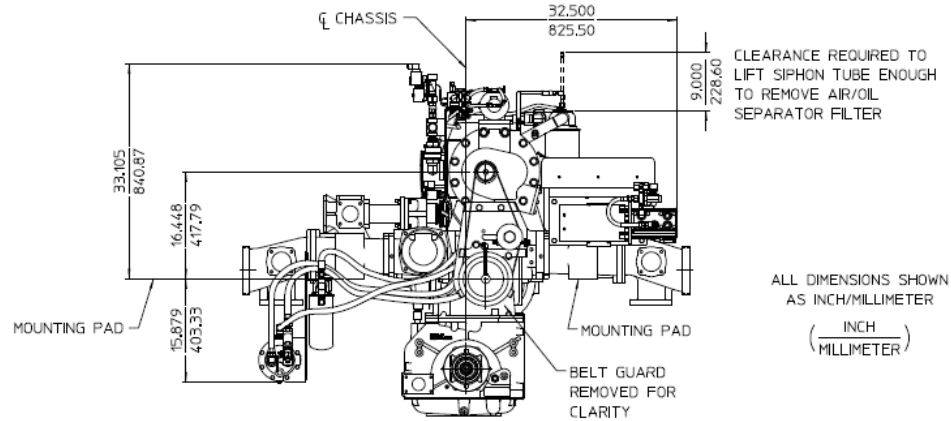
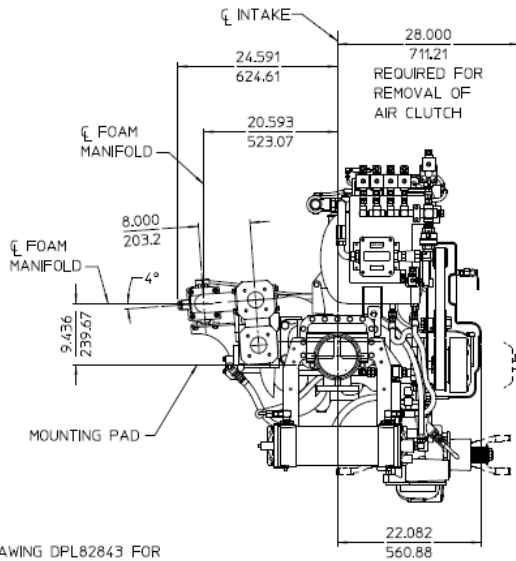
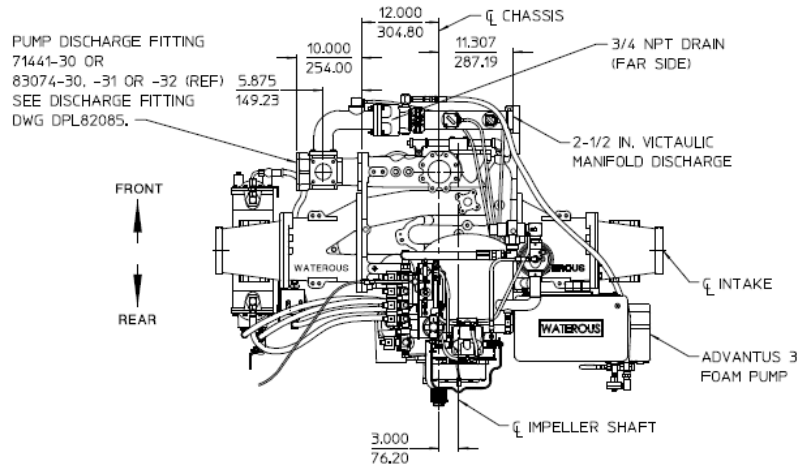
NOTES:

1. SEE DRAWING DPL82843 FOR CM SERIES FIRE PUMP DIMENSIONAL
2. SEE DRAWING DPL82791 FOR CS SERIES FIRE PUMP DIMENSIONAL
3. LEFT SIDE PUMP MOUNTED RELIEF VALVE NOT AVAILABLE.
4. REAR INTAKE ADAPTER NOT AVAILABLE ON RIGHT SIDE.

**2-1/2 IN. MANIFOLD, RIGHT HAND DISCHARGE OVER THE TOP OF PUMP
WITH 71600-8A PUMP DISCHARGE FITTING**
AVAILABLE ON IRON PUMPS WITH 4° ANGLE COMPENSATED BODIES ONLY

THE FOLLOWING ITEMS SHIPPED LOOSE:

1. MOLDED OIT CABLE (6 METERS LONG)
2. INSTRUCTION PLATE. (SEE DETAIL A ON PAGE 15).
3. INLET LINE STRAINER WITH NIPPLE.
4. OPTIONAL LOW TANK LEVEL SWITCH. (SEE DETAIL K ON PAGE 16)
5. OIT CONTROL MODULE (SEE DETAIL B ON PAGE 15).
6. TEMPERATURE GAUGE (SEE DETAIL C ON PAGE 15).
7. AIR FILTER (SEE DETAIL D ON PAGE 15).
8. WARNING AND HOSE SPECIFICATION PLATES (SEE DETAILS E & F ON PAGE 15).

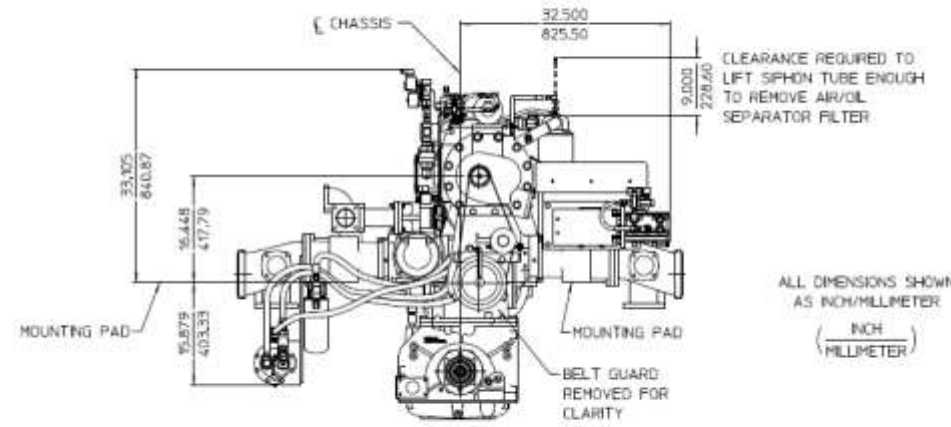
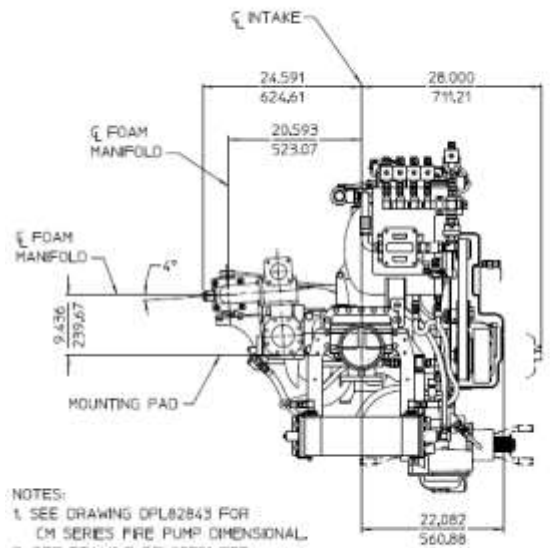
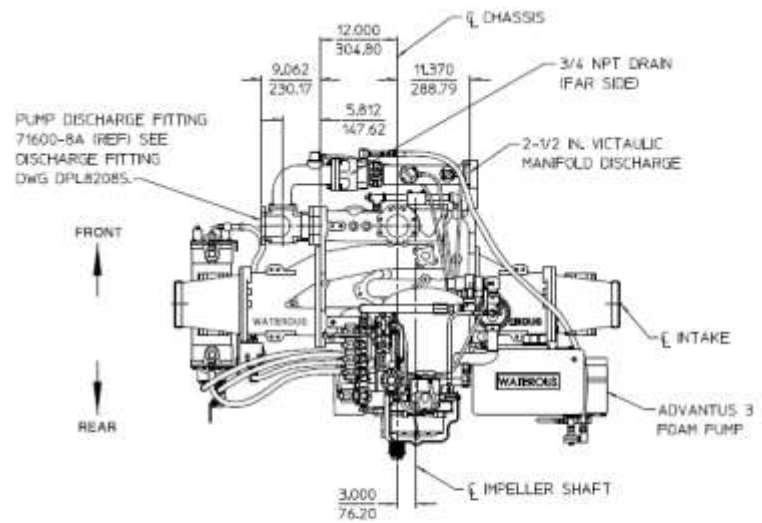


NOTES:

1. SEE DRAWING DPL82843 FOR CM SERIES FIRE PUMP DIMENSIONAL.
2. SEE DRAWING DPL82791 FOR CS SERIES FIRE PUMP DIMENSIONAL.
3. LEFT SIDE PUMP MOUNTED RELIEF VALVE NOT AVAILABLE.
4. REAR INTAKE ADAPTER NOT AVAILABLE ON RIGHT SIDE.

**2-1/2 IN. MANIFOLD, RIGHT HAND DISCHARGE ON THE FRONT OF PUMP
WITH 71441-30 OR 83074-30, -31 OR -32 PUMP DISCHARGE FITTING
AVAILABLE ON IRON PUMPS WITH 4° ANGLE COMPENSATED BODIES ONLY**

- THE FOLLOWING ITEMS SHIPPED LOOSE:
1. MOLDED OIT CABLE (6 METERS LONG)
 2. INSTRUCTION PLATE (SEE DETAIL A ON PAGE 15)
 3. INLET LINE STRAINER WITH NIPPLE
 4. OPTIONAL LOW TANK LEVEL SWITCH (SEE DETAIL K ON PAGE 15)
 5. OIT CONTROL MODULE (SEE DETAIL B ON PAGE 15)
 6. TEMPERATURE GAUGE (SEE DETAIL C ON PAGE 15)
 7. AIR FILTER (SEE DETAIL D ON PAGE 15)
 8. WARNING AND HOSE SPECIFICATION PLATES (SEE DETAILS E & F ON PAGE 15)



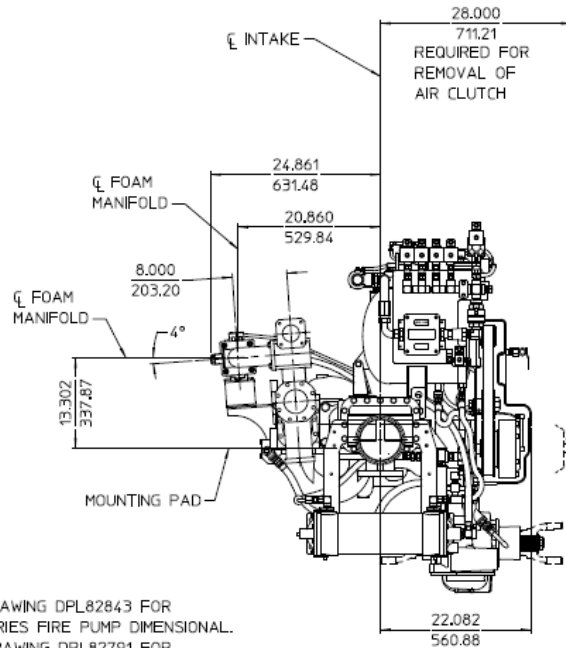
ALL DIMENSIONS SHOWN AS INCH/MILLIMETER
(INCH / MILLIMETER)

- NOTES:
1. SEE DRAWING DPL82843 FOR CM SERIES FIRE PUMP DIMENSIONAL.
 2. SEE DRAWING DPL82791 FOR CS SERIES FIRE PUMP DIMENSIONAL.
 3. LEFT SIDE PUMP MOUNTED RELIEF VALVE NOT AVAILABLE.
 4. REAR INTAKE ADAPTER NOT AVAILABLE ON RIGHT SIDE.

2-1/2 IN. MANIFOLD, RIGHT HAND DISCHARGE ON THE FRONT OF PUMP WITH 71600-8A PUMP DISCHARGE FITTING
AVAILABLE ON RON PUMPS WITH 4° ANGLE COMPENSATED BOXES ONLY.

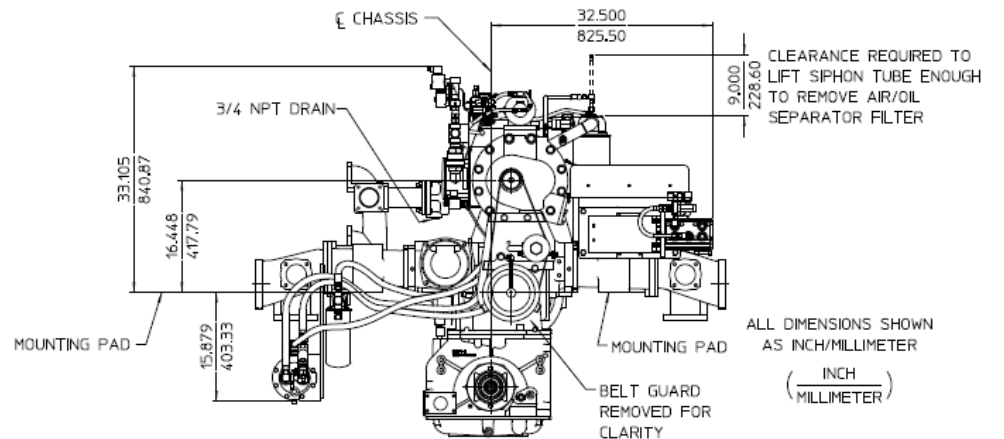
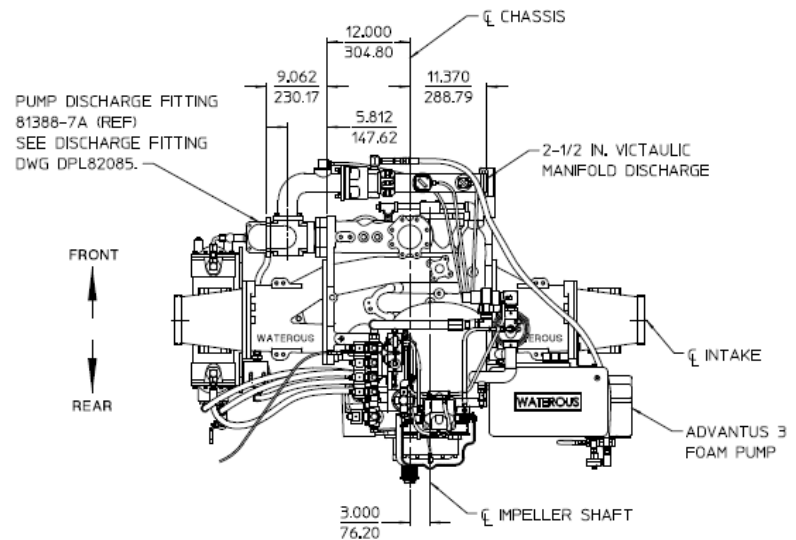
THE FOLLOWING ITEMS SHIPPED LOOSE:

1. MOLDED OIT CABLE (6 METERS LONG)
2. INSTRUCTION PLATE. (SEE DETAIL A ON PAGE 15).
3. INLET LINE STRAINER WITH NIPPLE.
4. OPTIONAL LOW TANK LEVEL SWITCH. (SEE DETAIL K ON PAGE 16)
5. OIT CONTROL MODULE (SEE DETAIL B ON PAGE 15).
6. TEMPERATURE GAUGE (SEE DETAIL C ON PAGE 15).
7. AIR FILTER (SEE DETAIL D ON PAGE 15).
8. WARNING AND HOSE SPECIFICATION PLATES (SEE DETAILS E & F ON PAGE 15).



NOTES:

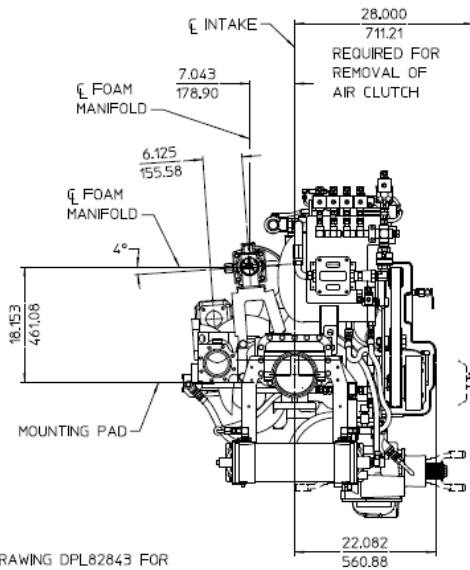
1. SEE DRAWING DPL82843 FOR CM SERIES FIRE PUMP DIMENSIONAL.
2. SEE DRAWING DPL82791 FOR CS SERIES FIRE PUMP DIMENSIONAL.
3. LEFT SIDE PUMP MOUNTED RELIEF VALVE NOT AVAILABLE.
4. REAR INTAKE ADAPTER NOT AVAILABLE ON RIGHT SIDE.



**2-1/2 IN. MANIFOLD, RIGHT HAND DISCHARGE ON THE FRONT OF PUMP
WITH 81388-7A PUMP DISCHARGE FITTING**
AVAILABLE ON IRON PUMPS WITH 4° ANGLE COMPENSATED BODIES ONLY

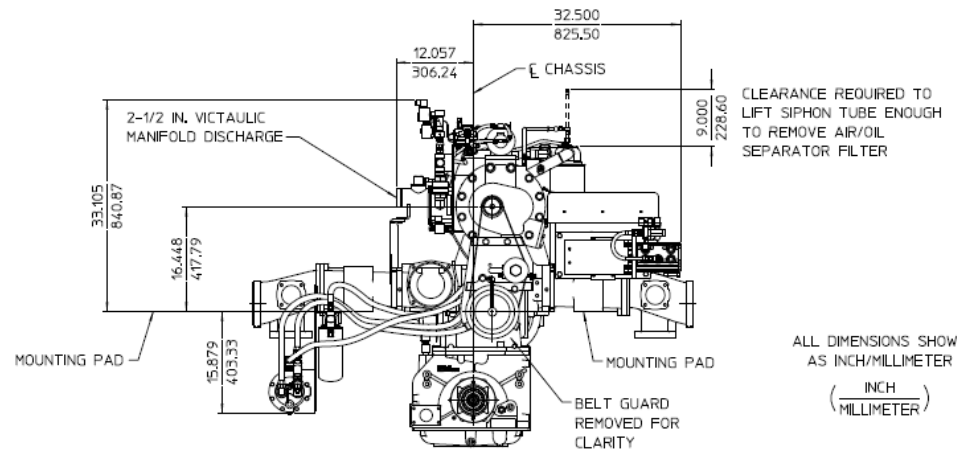
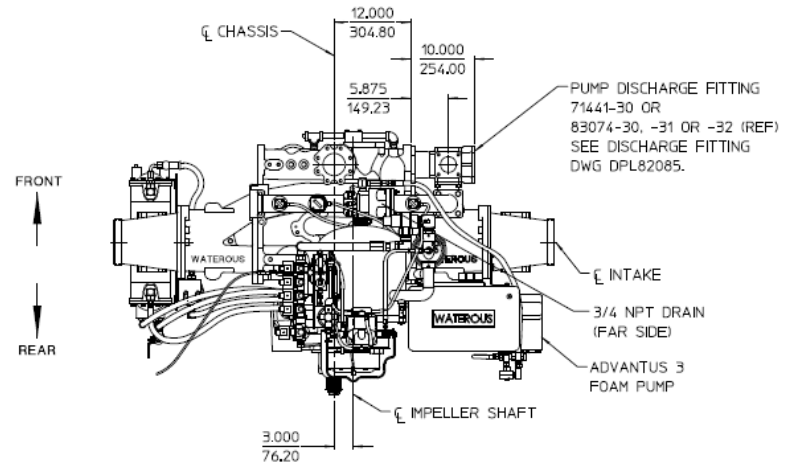
THE FOLLOWING ITEMS SHIPPED LOOSE:

1. MOLDED OIT CABLE (6 METERS LONG)
2. INSTRUCTION PLATE. (SEE DETAIL A ON PAGE 15).
3. INLET LINE STRAINER WITH NIPPLE.
4. OPTIONAL LOW TANK LEVEL SWITCH. (SEE DETAIL K ON PAGE 16)
5. OIT CONTROL MODULE (SEE DETAIL B ON PAGE 15).
6. TEMPERATURE GAUGE (SEE DETAIL C ON PAGE 15).
7. AIR FILTER (SEE DETAIL D ON PAGE 15).
8. WARNING AND HOSE SPECIFICATION PLATES (SEE DETAILS E & F ON PAGE 15).



NOTES:

1. SEE DRAWING DPL82843 FOR CM SERIES FIRE PUMP DIMENSIONAL.
2. SEE DRAWING DPL82791 FOR CS SERIES FIRE PUMP DIMENSIONAL.
3. LEFT SIDE PUMP MOUNTED RELIEF VALVE NOT AVAILABLE.
4. REAR INTAKE ADAPTER NOT AVAILABLE ON RIGHT SIDE.

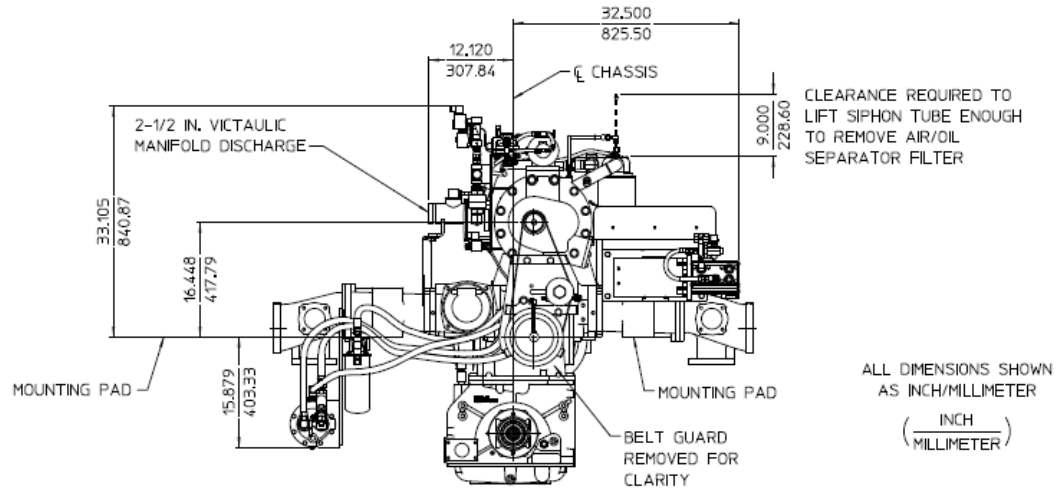
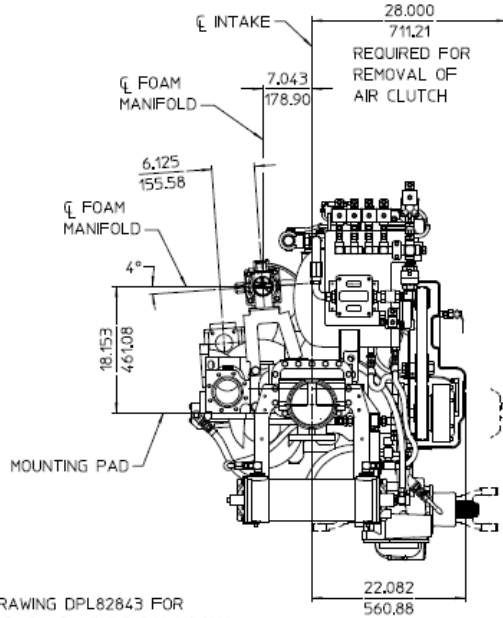
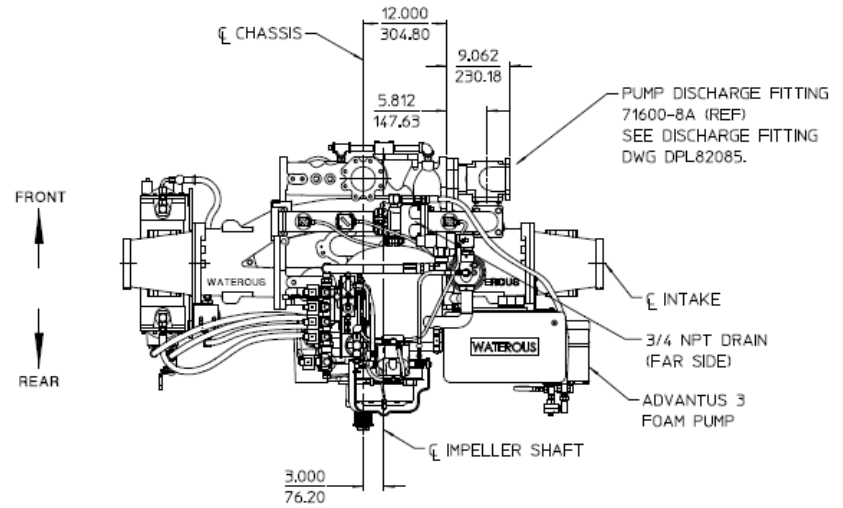


2-1/2 IN. MANIFOLD, LEFT HAND DISCHARGE OVER THE TOP OF PUMP
WITH 71441-30 OR 83074-30, -31 OR -32 PUMP DISCHARGE FITTING
 AVAILABLE ON IRON PUMPS WITH 4° ANGLE COMPENSATED BODIES ONLY

ALL DIMENSIONS SHOWN
 AS INCH/MILLIMETER
 (INCH / MILLIMETER)

THE FOLLOWING ITEMS SHIPPED LOOSE:

1. MOLDED OIT CABLE (6 METERS LONG)
2. INSTRUCTION PLATE. (SEE DETAIL A ON PAGE 15).
3. INLET LINE STRAINER WITH NIPPLE.
4. OPTIONAL LOW TANK LEVEL SWITCH. (SEE DETAIL K ON PAGE 16)
5. OIT CONTROL MODULE (SEE DETAIL B ON PAGE 15).
6. TEMPERATURE GAUGE (SEE DETAIL C ON PAGE 15).
7. AIR FILTER (SEE DETAIL D ON PAGE 15).
8. WARNING AND HOSE SPECIFICATION PLATES (SEE DETAILS E & F ON PAGE 15).



NOTES:

1. SEE DRAWING DPL82843 FOR CM SERIES FIRE PUMP DIMENSIONAL.
2. SEE DRAWING DPL82791 FOR CS SERIES FIRE PUMP DIMENSIONAL.
3. LEFT SIDE PUMP MOUNTED RELIEF VALVE NOT AVAILABLE.
4. REAR INTAKE ADAPTER NOT AVAILABLE ON RIGHT SIDE.

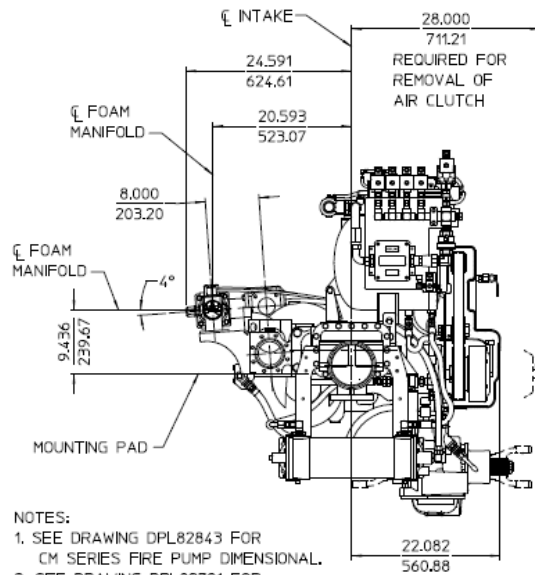
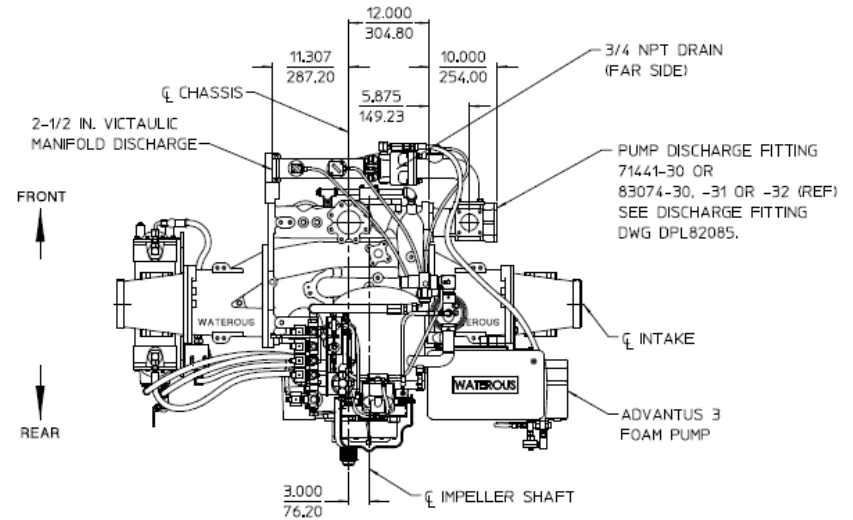
**2-1/2 IN. MANIFOLD, LEFT HAND DISCHARGE OVER THE TOP OF PUMP
WITH 71600-8A PUMP DISCHARGE FITTING**

AVAILABLE ON IRON PUMPS WITH 4° ANGLE COMPENSATED BODIES ONLY

ALL DIMENSIONS SHOWN
AS INCH/MILLIMETER
(INCH)
(MILLIMETER)

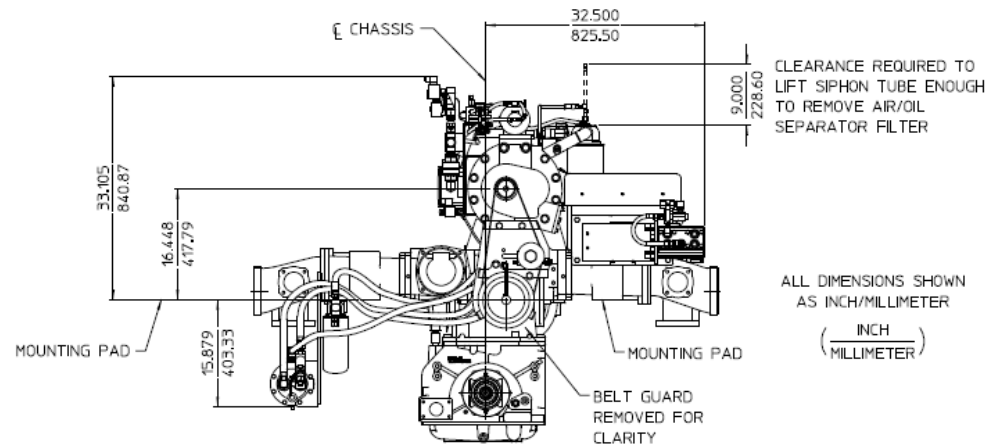
THE FOLLOWING ITEMS SHIPPED LOOSE:

1. MOLDED OIT CABLE (6 METERS LONG)
2. INSTRUCTION PLATE. (SEE DETAIL A ON PAGE 15).
3. INLET LINE STRAINER WITH NIPPLE.
4. OPTIONAL LOW TANK LEVEL SWITCH. (SEE DETAIL K ON PAGE 16)
5. OIT CONTROL MODULE (SEE DETAIL B ON PAGE 15).
6. TEMPERATURE GAUGE (SEE DETAIL C ON PAGE 15).
7. AIR FILTER (SEE DETAIL D ON PAGE 15).
8. WARNING AND HOSE SPECIFICATION PLATES (SEE DETAILS E & F ON PAGE 15).



NOTES:

1. SEE DRAWING DPL82843 FOR CM SERIES FIRE PUMP DIMENSIONAL.
2. SEE DRAWING DPL82791 FOR CS SERIES FIRE PUMP DIMENSIONAL.
3. LEFT SIDE PUMP MOUNTED RELIEF VALVE NOT AVAILABLE.
4. REAR INTAKE ADAPTER NOT AVAILABLE ON RIGHT SIDE.



ALL DIMENSIONS SHOWN AS INCH/MILLIMETER

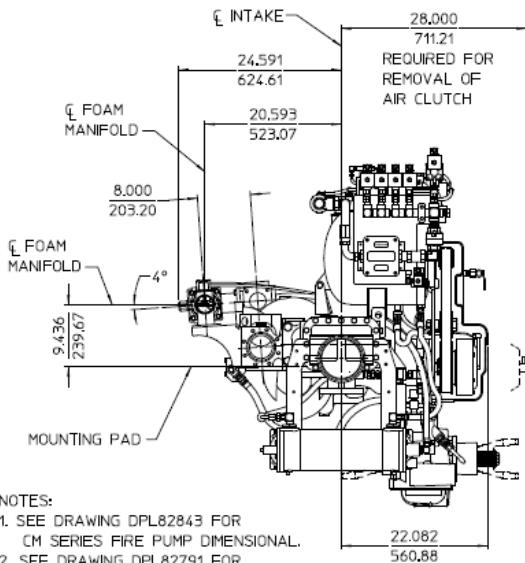
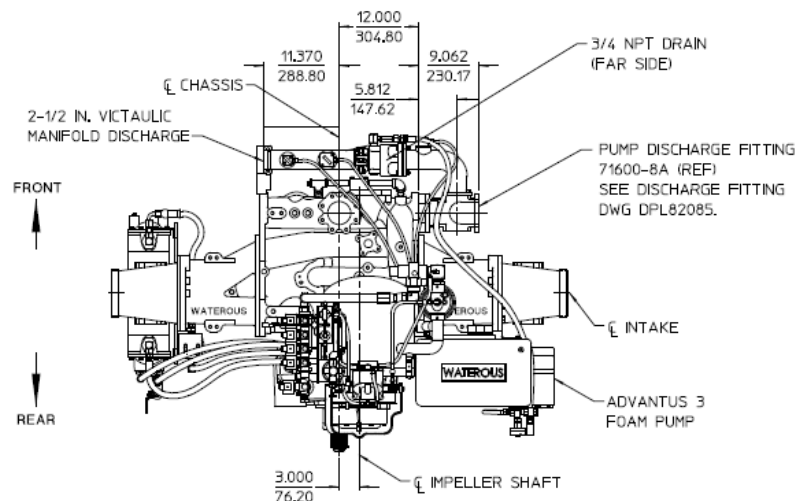
(INCH)
(MILLIMETER)

2-1/2 IN. MANIFOLD, LEFT HAND DISCHARGE ON THE FRONT OF PUMP
WITH 71441-30 OR 83074-30, -31 OR -32 PUMP DISCHARGE FITTING

AVAILABLE ON IRON PUMPS WITH 4° ANGLE COMPENSATED BODIES ONLY

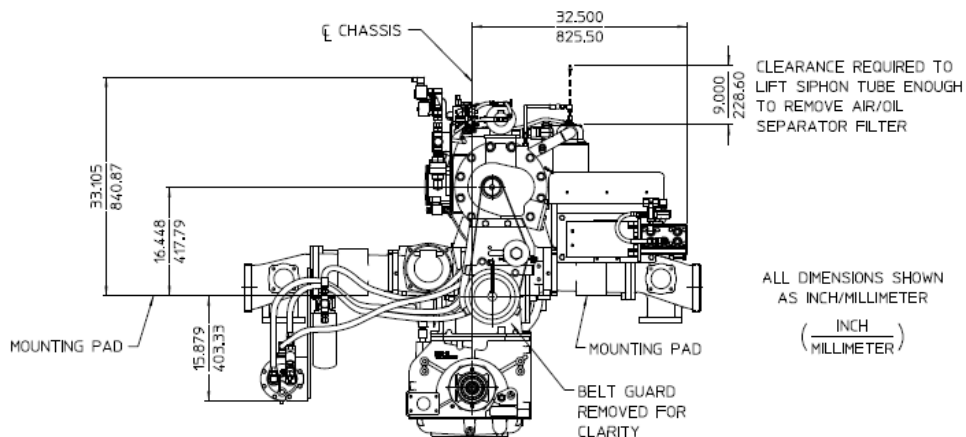
THE FOLLOWING ITEMS SHIPPED LOOSE:

1. MOLDED OIT CABLE (6 METERS LONG)
2. INSTRUCTION PLATE. (SEE DETAIL A ON PAGE 15).
3. INLET LINE STRAINER WITH NIPPLE.
4. OPTIONAL LOW TANK LEVEL SWITCH. (SEE DETAIL K ON PAGE 16)
5. OIT CONTROL MODULE (SEE DETAIL B ON PAGE 15).
6. TEMPERATURE GAUGE (SEE DETAIL C ON PAGE 15).
7. AIR FILTER (SEE DETAIL D ON PAGE 15).
8. WARNING AND HOSE SPECIFICATION PLATES (SEE DETAILS E & F ON PAGE 15).



NOTES:

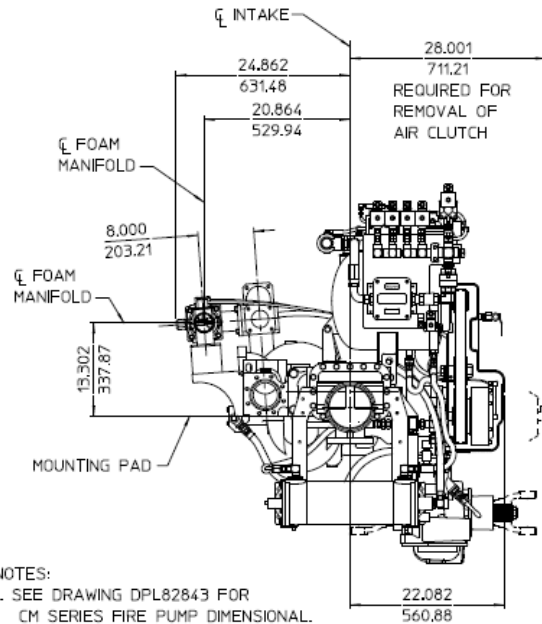
1. SEE DRAWING DPL82843 FOR CM SERIES FIRE PUMP DIMENSIONAL.
2. SEE DRAWING DPL82791 FOR CS SERIES FIRE PUMP DIMENSIONAL.
3. LEFT SIDE PUMP MOUNTED RELIEF VALVE NOT AVAILABLE.
4. REAR INTAKE ADAPTER NOT AVAILABLE ON RIGHT SIDE.



2-1/2 IN. MANIFOLD, LEFT HAND DISCHARGE ON THE FRONT OF PUMP WITH 71600-8A PUMP DISCHARGE FITTING
 AVAILABLE ON IRON PUMPS WITH 4° ANGLE COMPENSATED BODIES ONLY

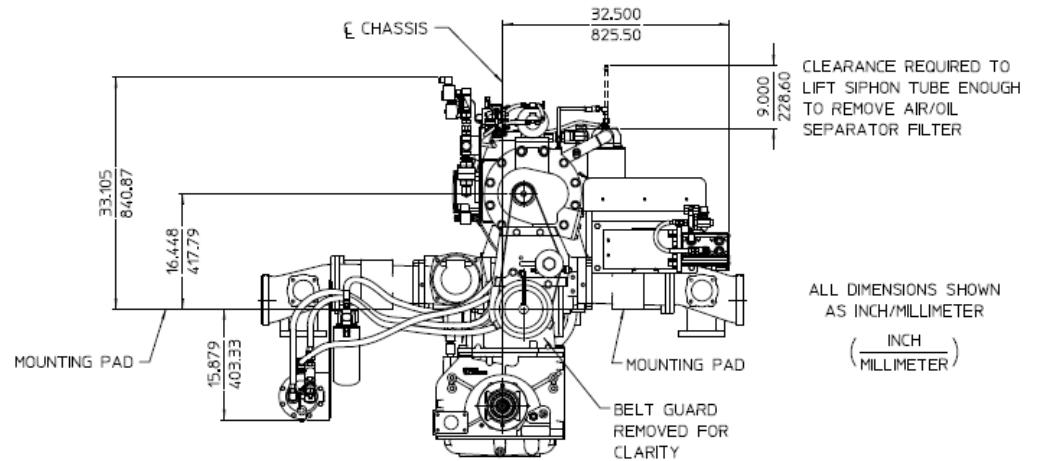
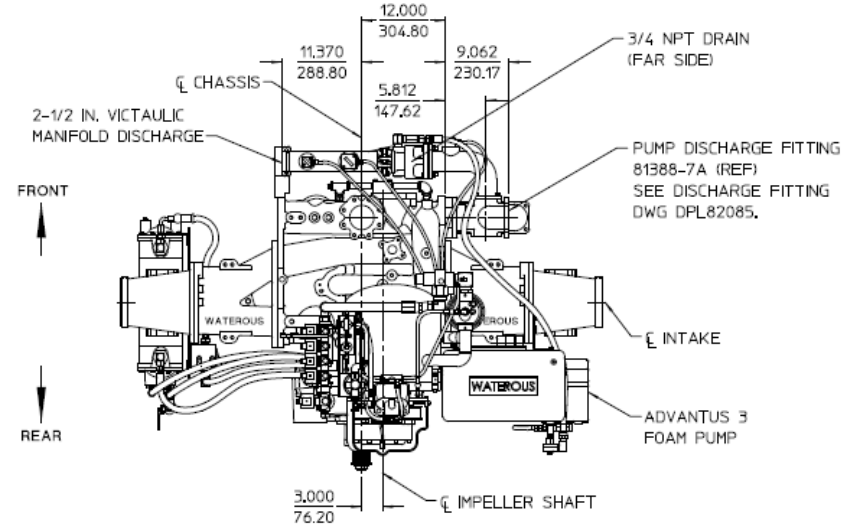
THE FOLLOWING ITEMS SHIPPED LOOSE:

1. MOLDED OIT CABLE (6 METERS LONG)
2. INSTRUCTION PLATE. (SEE DETAIL A ON PAGE 15).
3. INLET LINE STRAINER WITH NIPPLE.
4. OPTIONAL LOW TANK LEVEL SWITCH. (SEE DETAIL K ON PAGE 16)
5. OIT CONTROL MODULE (SEE DETAIL B ON PAGE 15).
6. TEMPERATURE GAUGE (SEE DETAIL C ON PAGE 15).
7. AIR FILTER (SEE DETAIL D ON PAGE 15).
8. WARNING AND HOSE SPECIFICATION PLATES (SEE DETAILS E & F ON PAGE 15).



NOTES:

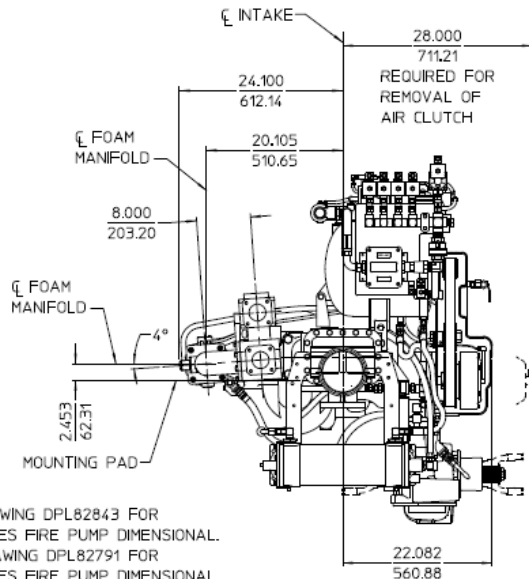
1. SEE DRAWING DPL82843 FOR CM SERIES FIRE PUMP DIMENSIONAL.
2. SEE DRAWING DPL82791 FOR CS SERIES FIRE PUMP DIMENSIONAL.
3. LEFT SIDE PUMP MOUNTED RELIEF VALVE NOT AVAILABLE.
4. REAR INTAKE ADAPTER NOT AVAILABLE ON RIGHT SIDE.



2-1/2 IN. MANIFOLD, LEFT HAND DISCHARGE ON THE FRONT OF PUMP
WITH 81388-7A PUMP DISCHARGE FITTING
 AVAILABLE ON IRON PUMPS WITH 4° ANGLE COMPENSATED BODIES ONLY

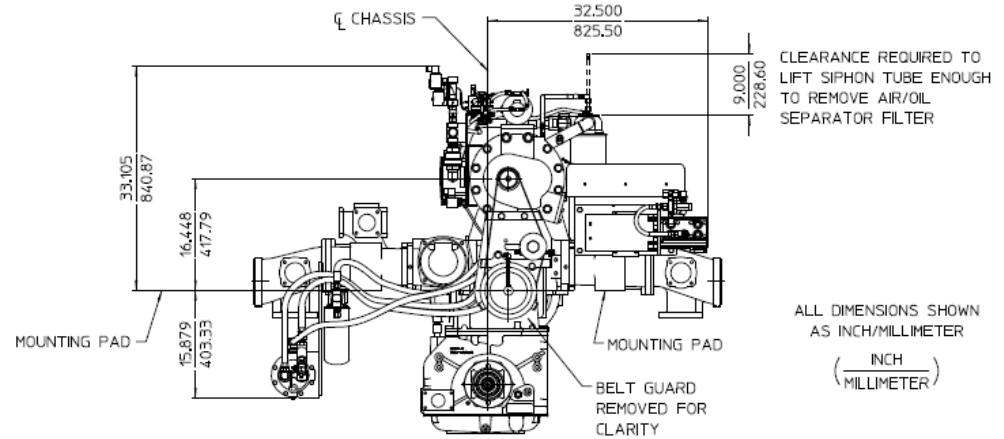
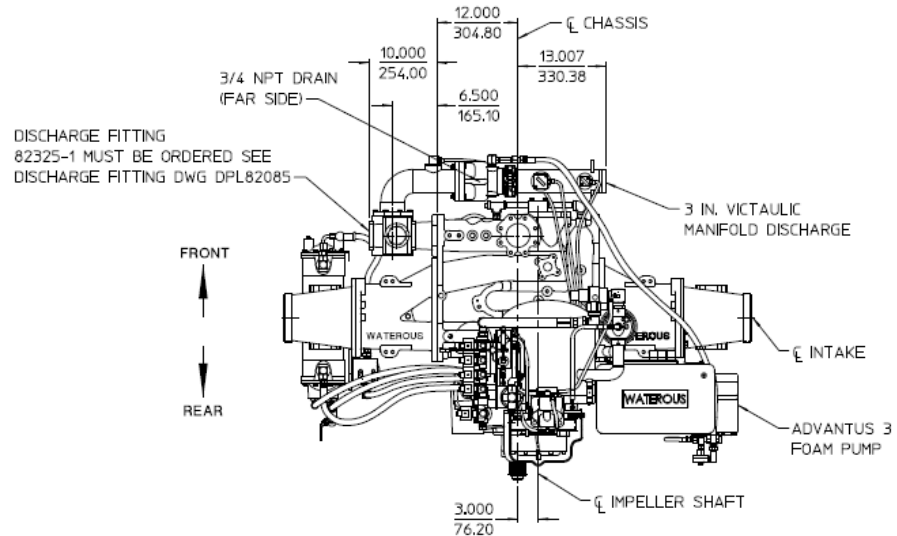
THE FOLLOWING ITEMS SHIPPED LOOSE:

1. MOLDED OIT CABLE (6 METERS LONG)
2. INSTRUCTION PLATE. (SEE DETAIL A ON PAGE 15).
3. INLET LINE STRAINER WITH NIPPLE.
4. OPTIONAL LOW TANK LEVEL SWITCH. (SEE DETAIL K ON PAGE 16)
5. OIT CONTROL MODULE (SEE DETAIL B ON PAGE 15).
6. TEMPERATURE GAUGE (SEE DETAIL C ON PAGE 15).
7. AIR FILTER (SEE DETAIL D ON PAGE 15).
8. WARNING AND HOSE SPECIFICATION PLATES (SEE DETAILS E & F ON PAGE 15).



NOTES:

1. SEE DRAWING DPL82843 FOR CM SERIES FIRE PUMP DIMENSIONAL.
2. SEE DRAWING DPL82791 FOR CS SERIES FIRE PUMP DIMENSIONAL.
3. LEFT SIDE PUMP MOUNTED RELIEF VALVE NOT AVAILABLE.
4. REAR INTAKE ADAPTER NOT AVAILABLE ON RIGHT SIDE.

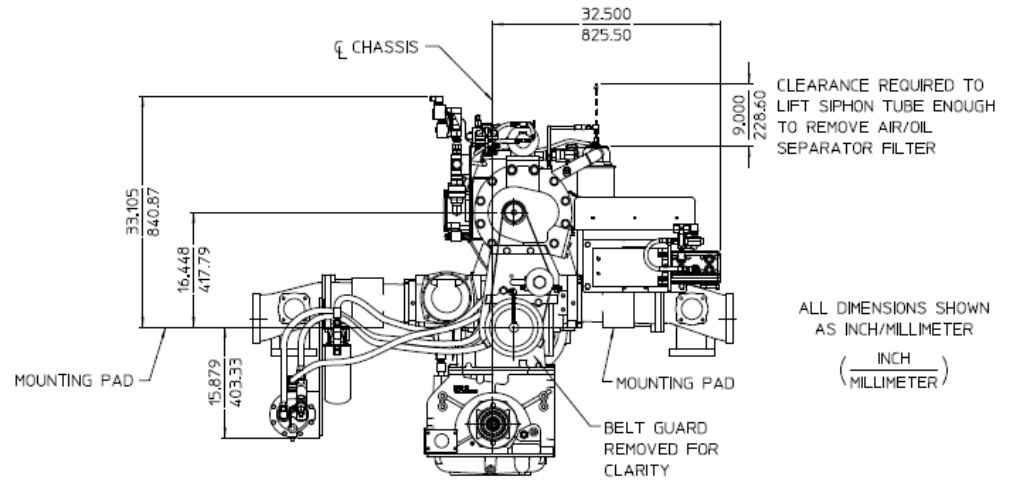
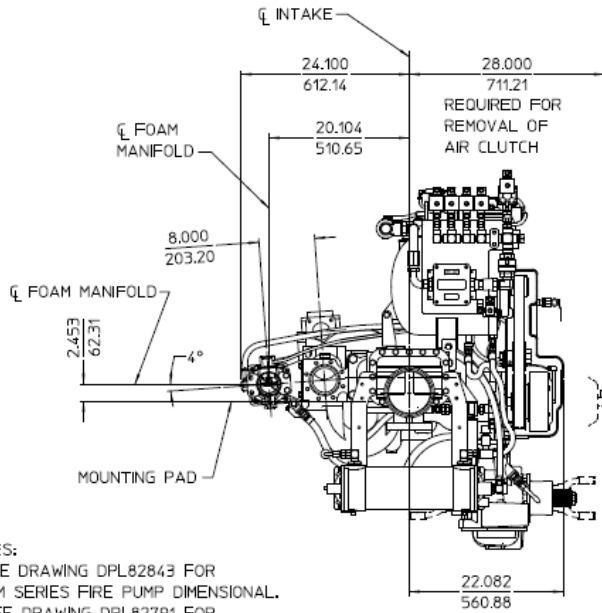
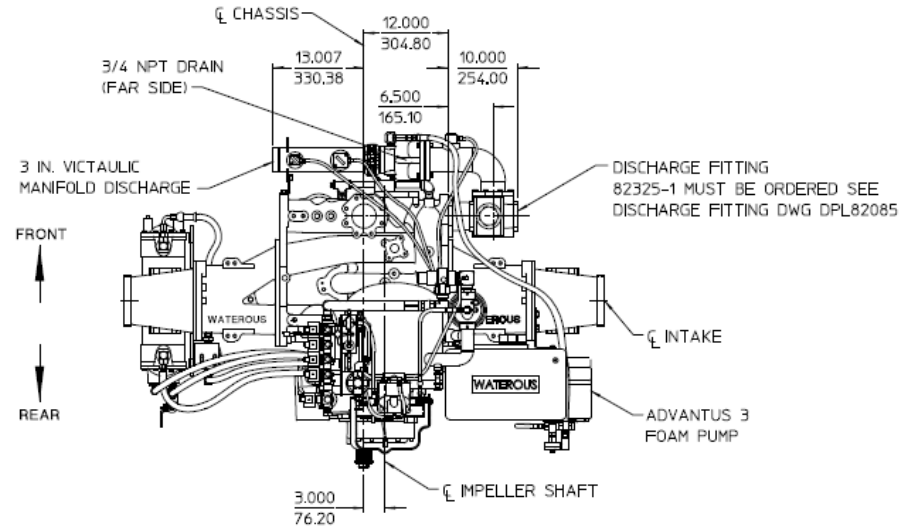


**3 IN. MANIFOLD, RIGHT HAND DISCHARGE ON THE FRONT OF PUMP
WITH 82325-1 PUMP DISCHARGE FITTING**

AVAILABLE ON IRON PUMPS WITH 4° ANGLE COMPENSATED BODIES ONLY

THE FOLLOWING ITEMS SHIPPED LOOSE:

1. MOLDED OIT CABLE (6 METERS LONG)
2. INSTRUCTION PLATE. (SEE DETAIL A ON PAGE 15).
3. INLET LINE STRAINER WITH NIPPLE.
4. OPTIONAL LOW TANK LEVEL SWITCH. (SEE DETAIL K ON PAGE 16)
5. OIT CONTROL MODULE (SEE DETAIL B ON PAGE 15).
6. TEMPERATURE GAUGE (SEE DETAIL C ON PAGE 15).
7. AIR FILTER (SEE DETAIL D ON PAGE 15).
8. WARNING AND HOSE SPECIFICATION PLATES (SEE DETAILS E & F ON PAGE 15).

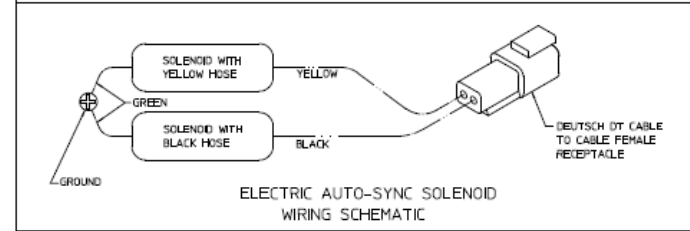
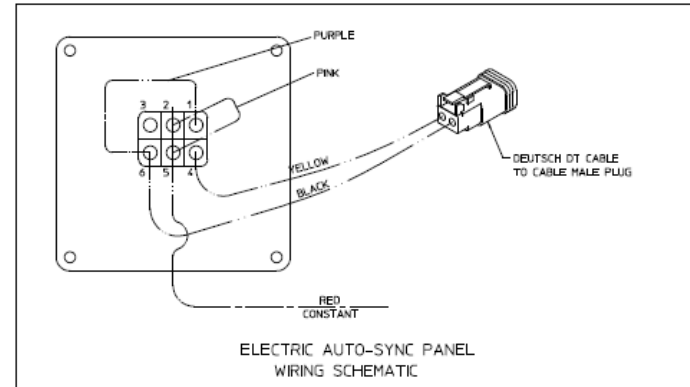
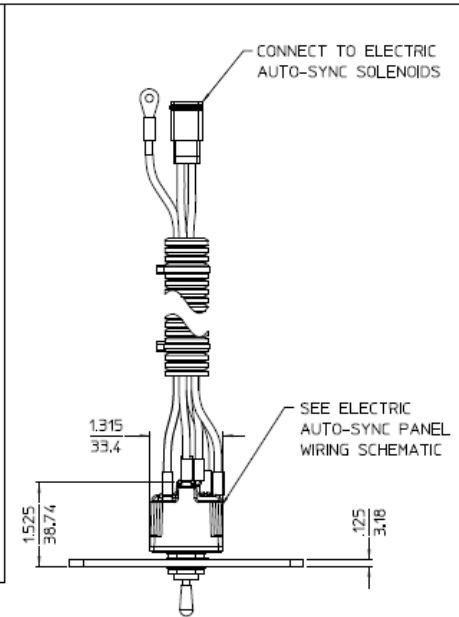
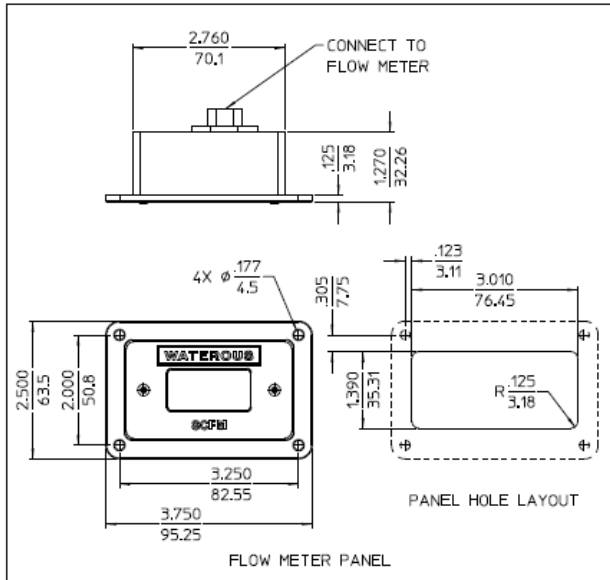


ALL DIMENSIONS SHOWN
AS INCH/MILLIMETER
(INCH)
(MILLIMETER)

NOTES:

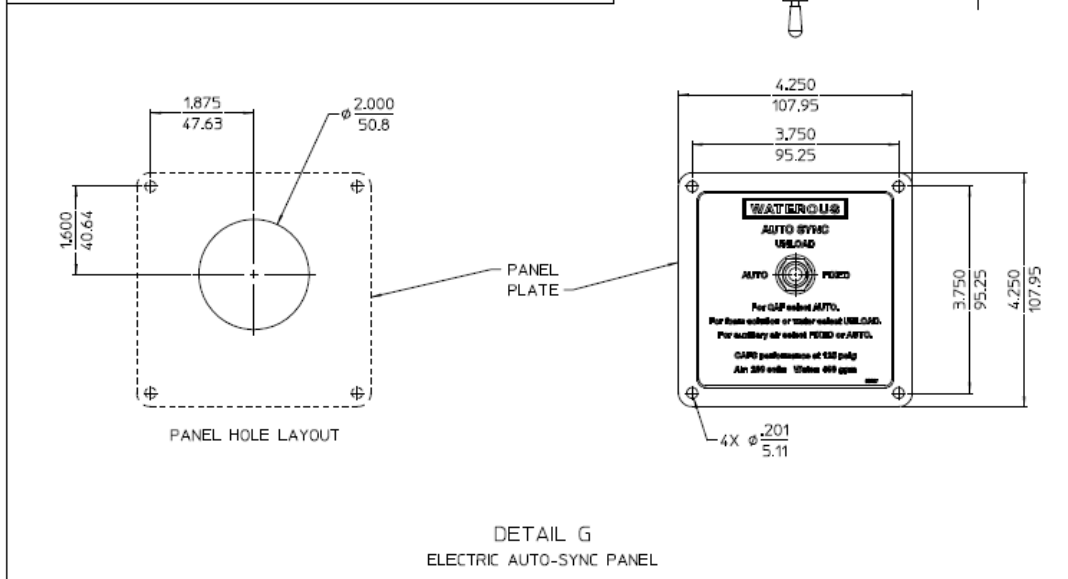
1. SEE DRAWING DPL82843 FOR CM SERIES FIRE PUMP DIMENSIONAL.
2. SEE DRAWING DPL82791 FOR CS SERIES FIRE PUMP DIMENSIONAL.
3. LEFT SIDE PUMP MOUNTED RELIEF VALVE NOT AVAILABLE.
4. REAR INTAKE ADAPTER NOT AVAILABLE ON RIGHT SIDE.

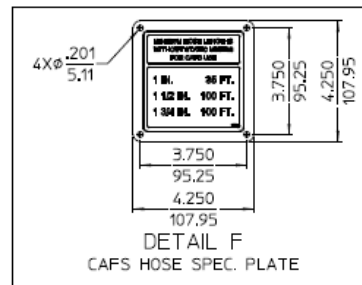
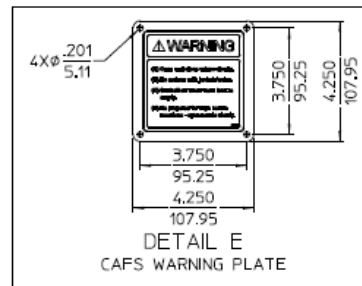
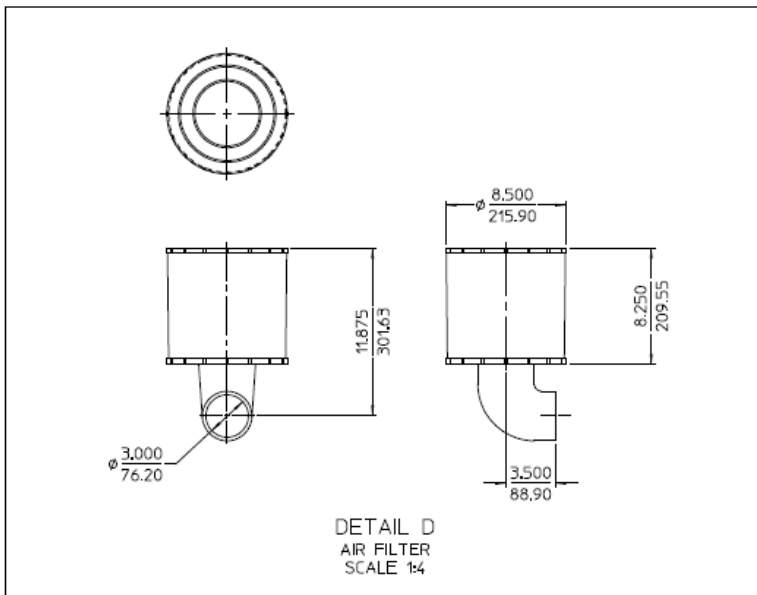
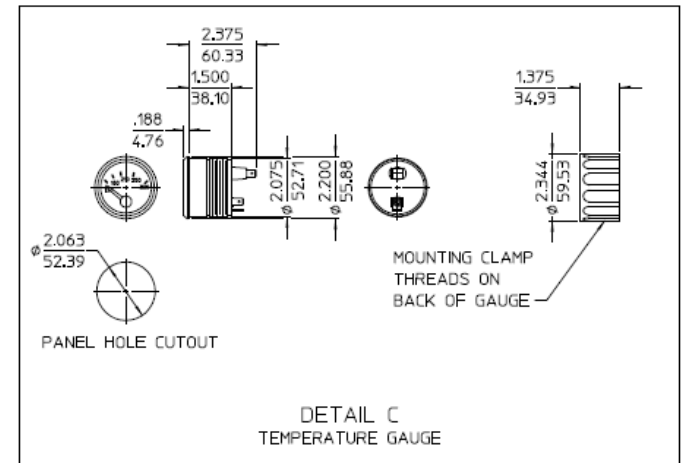
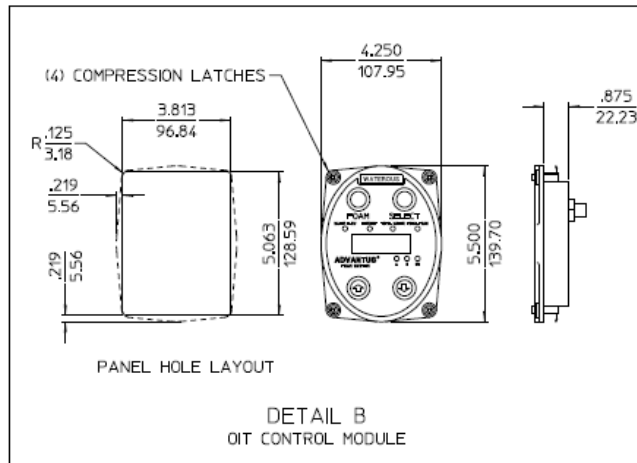
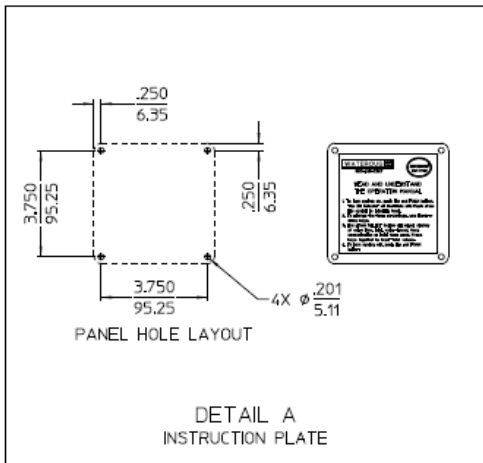
**3 IN. MANIFOLD, LEFT HAND DISCHARGE ON THE FRONT OF PUMP
WITH 82325-1 PUMP DISCHARGE FITTING**
AVAILABLE ON IRON PUMPS WITH 4° ANGLE COMPENSATED BODIES ONLY



ELECTRICAL SCHEMATICS

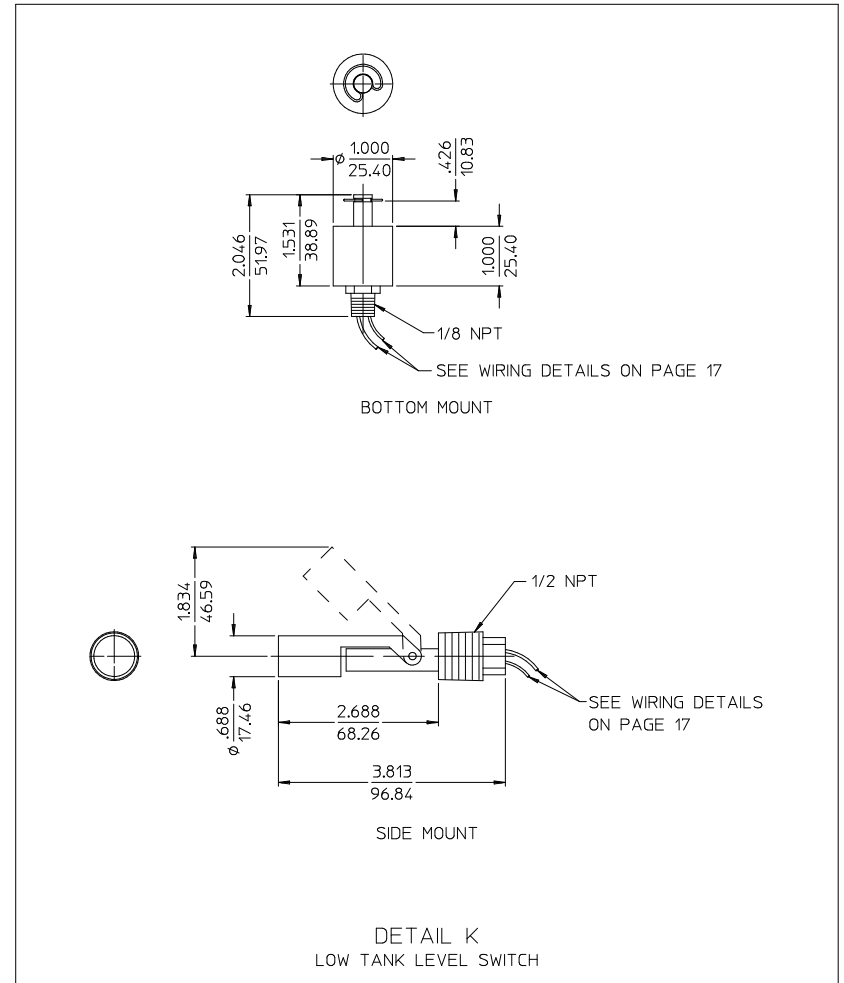
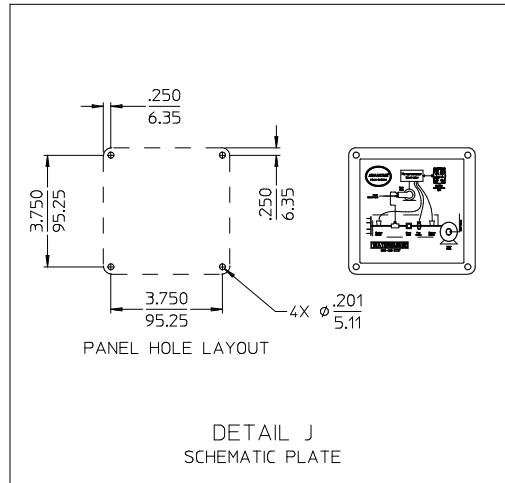
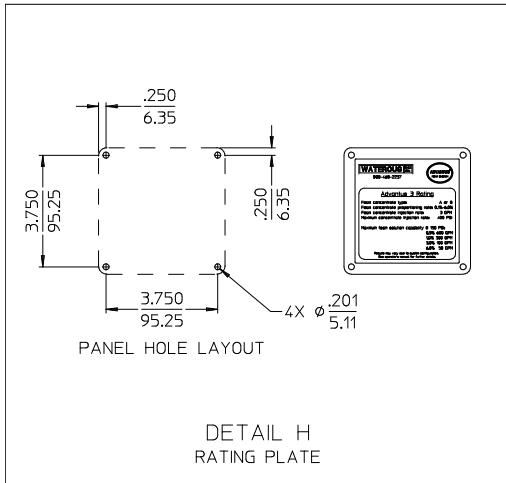
ALL DIMENSIONS SHOWN AS INCH/MILLIMETER
(INCH)
(MILLIMETER)





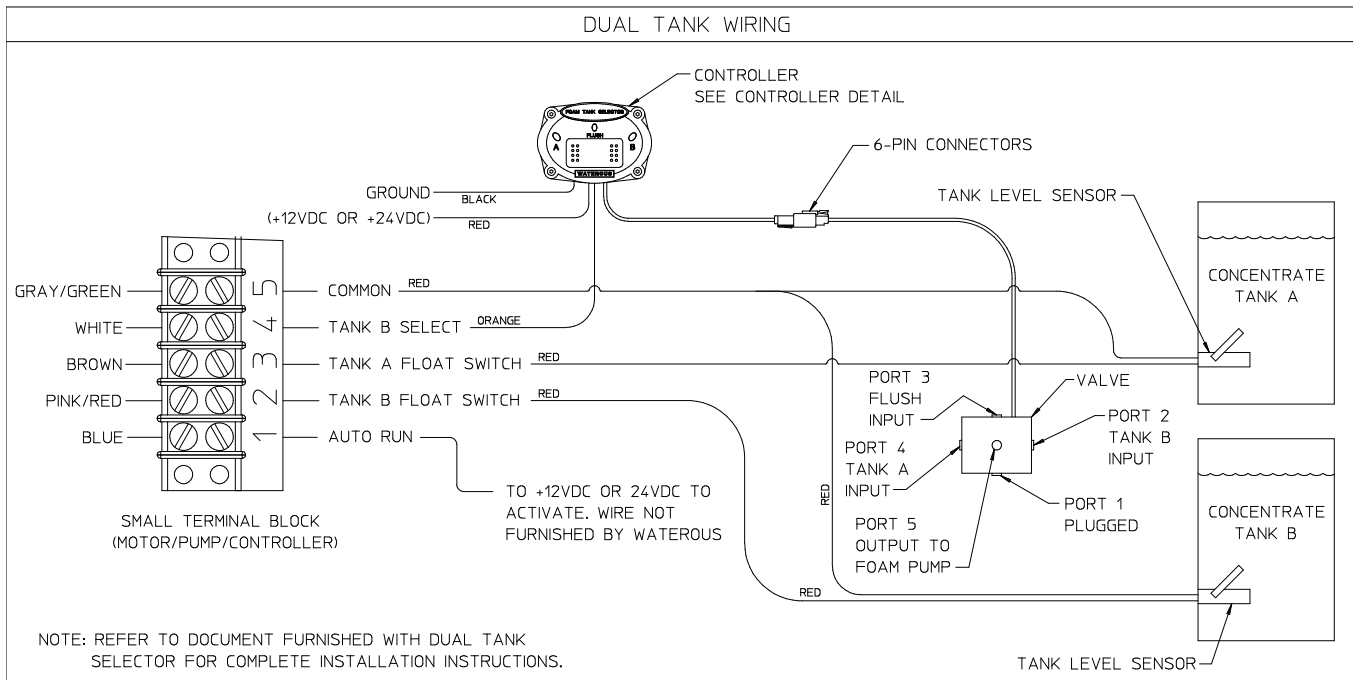
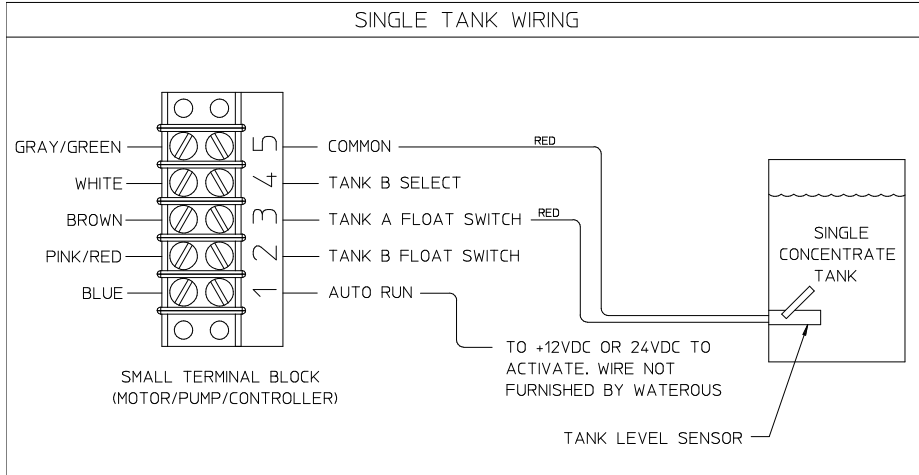
ITEMS SHIPPED LOOSE

ALL DIMENSIONS SHOWN
AS INCH/MILLIMETER
(INCH)
(MILLIMETER)

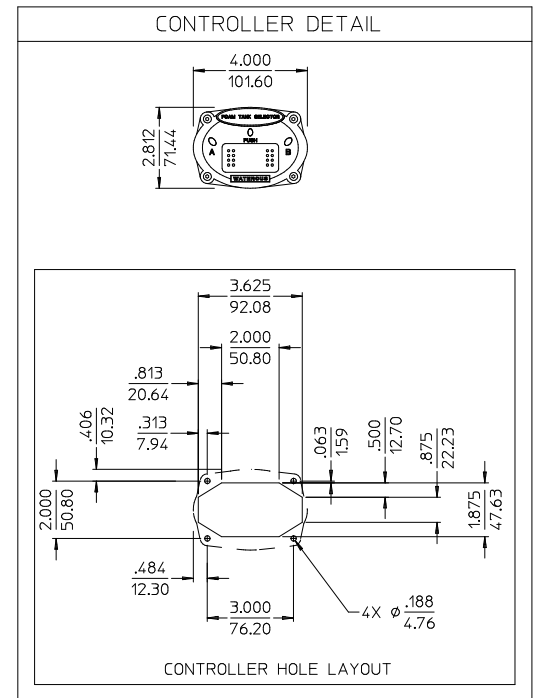


OPTIONAL ACCESSORIES

ALL DIMENSIONS SHOWN
AS INCH/MILLIMETER
(INCH)
MILLIMETER)



NOTE: REFER TO DOCUMENT FURNISHED WITH DUAL TANK SELECTOR FOR COMPLETE INSTALLATION INSTRUCTIONS.



TANK LEVEL SWITCH WIRING