

Issued: 3/76
Revised: 8/28/18

W A T E R O U S

WATEROUS COMPANY
SOUTH ST. PAUL, MINNESOTA

2-1/2 STD Discharge Valve Assembly

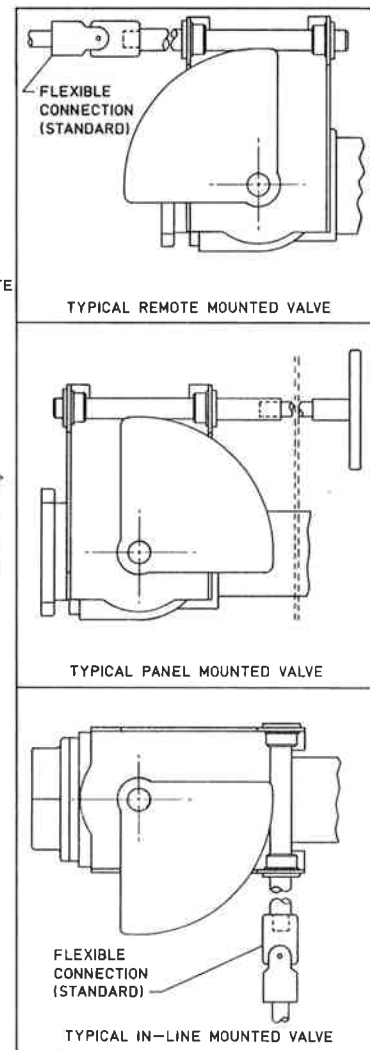
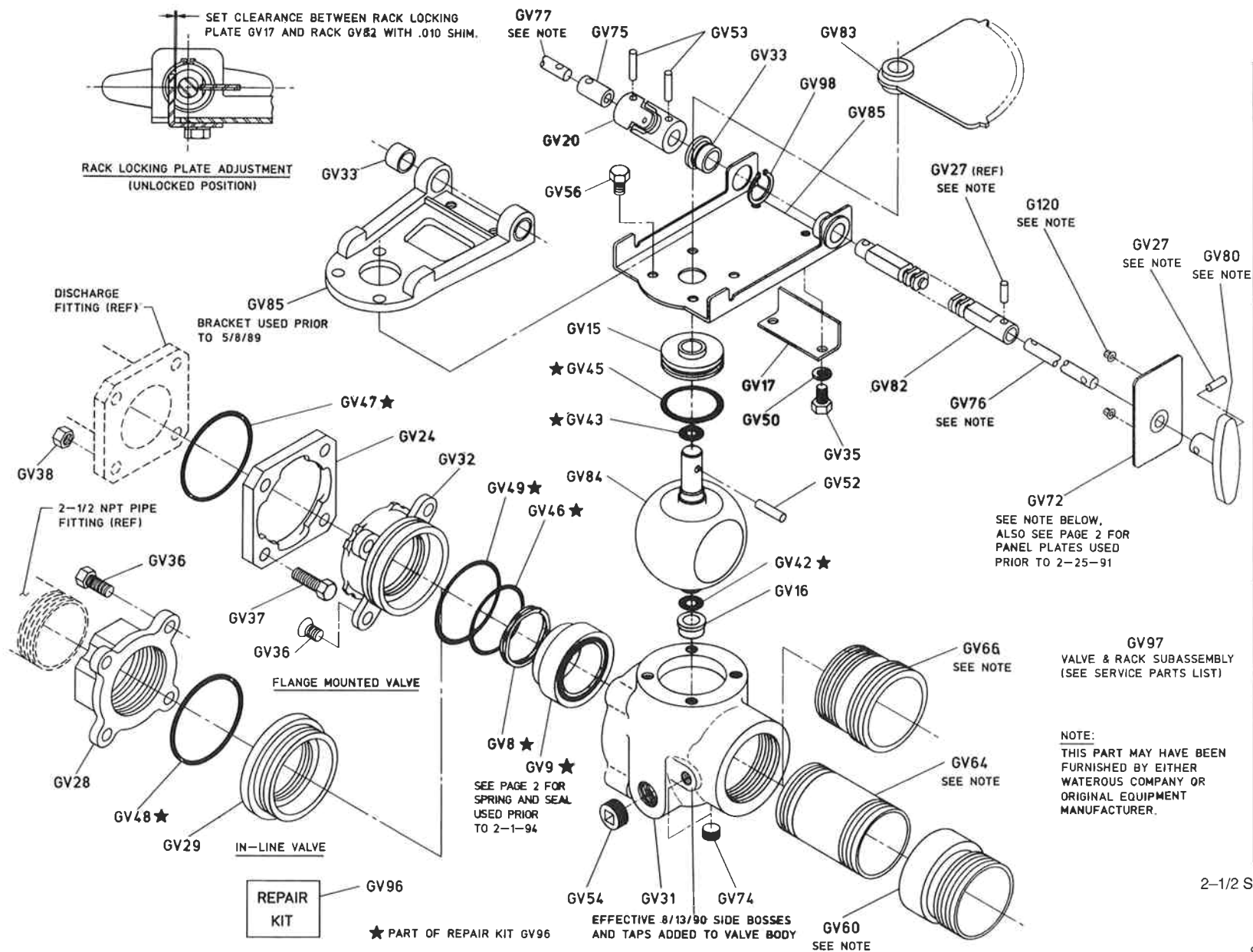
REF NO.	DESCRIPTION	REF NO.	DESCRIPTION
GV8	Wave spring	GV43	O-ring packing
GV9	Valve seal	GV45	O-ring packing
GV15	Upper stem bushing	GV46	O-ring packing
GV16	Lower stem bushing	GV47	O-ring packing
GV17	Rack locking plate	GV48	O-ring packing
GV20	Universal joint	GV49	O-ring packing
GV24	Mounting flange	GV50	Lock washer, 5/16 in.
GV27	Roll pin, SS, 1/4 x 11/16 in. (see note on Page 2)	GV52	Roll pin, SS, 3/16 x 1-1/4 in.
GV28	Tapped flange (in-line valves)	GV53	Roll pin, SS, 1/4 x 1-1/8 in.
GV29	Seal retainer (In-line valves)	GV54	Sq socket pipe plug, 3/4 in.
GV31	Valve body subassembly (includes GV16)	GV56	Cap screw, zinc plated, 3/8-16 x 3/4 in. for cast bracket; 3/8-16 x 9/16 in. or 5/8 in. for stamped bracket
GV32	Seal retainer (flange-mounted valves)	GV57	Round head machine screw, no. 8-32 x 3/8 in. (not furnished by Waterous after 5/15/88)
GV33	Rack bearing (part of GV85)	GV59	Lock washer, no. 8 (not furnished by Waterous after 5/15/88)
GV35	Cap screw, zinc pld, 5/16-18 x 1/2 in.	GV60	Hose adapter (see note on Page 2)
GV36	Flat socket Hd Cap Screw, Cd-Pltd. 7/16-14 x 3/4 in. (flange-mounted valves)	GV64	Pipe nipple, 10 in. long (see note on Page 2)
GV36	Cap screw, zinc pld, 7/16-14 x 1-1/4 in. (in-line valves)	GV66	Hose nipple (See Note on Page 2)
GV37	Hex Hd Bolt, 7/16-20 x 1-1/2 in.	GV72	Panel plate (See Note on Page 2)
GV37	Cap screw, 7/16-14 x 1 in. (used instead of bolt GV37 when discharge flange has tapped mounting holes)	GV74	Hex socket pipe plug, 1/4 in.
GV38	Hex nut, 7/16-20 (used only with bolt GV37)	GV75	Universal joint bushing
GV40	Hex nut, no. 8-32 (not furnished by Waterous after 5/15/88)	GV76	Control rod, panel side (see note on Page 2) GV46, GV47, GV48 and GV49)
GV42	O-ring packing	GV77	Control rod, remote side (see note on Page 2)

PLEASE NOTE
WHEN ORDERING PARTS PLEASE SUPPLY PUMP SERIAL NUMBER

PL80489
Page 1 of 2

2-1/2 STD Discharge Valve Assembly

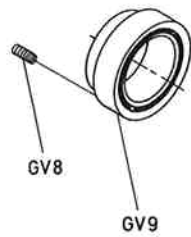
REF NO.	DESCRIPTION	REF NO.	DESCRIPTION
GV80	Control Handle (see note)	GV96	Repair kit (consists of GV8, GV9, GV42, GV43, GV45, following parts):
GV81	Rubber washer or snap bushing (used until 2/25/91) (see note)		GV20, GV24, GV27, GV37, GV38, GV47, GV53,
GV82	Rack		GV60, GV64, GV66, GV72, GV75, GV76, GV77,
GV83	Gear sector assembly		GV80 & GV81.
GV84	Valve ball	GV98	Retaining ring (part of GV85)
GV85	Bracket subassembly (Stamped Steel – includes GV33 & GV98. Used after 5/8/89.) (Casting – includes GV33. No longer used after 5/8/89).	G120	Nut, self threading, 3/16 in.
			NOTE: This part may have been furnished by either Waterous Company or original equipment manufacturer.



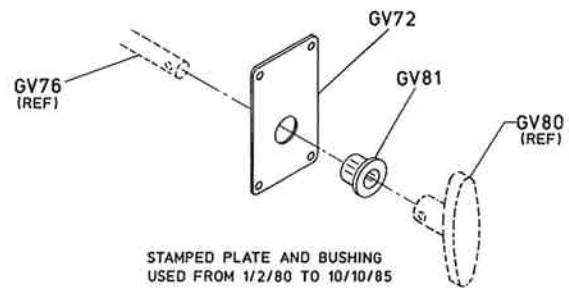
2-1/2 STD DISCHARGE VALVE ASSEMBLY

PL 80489

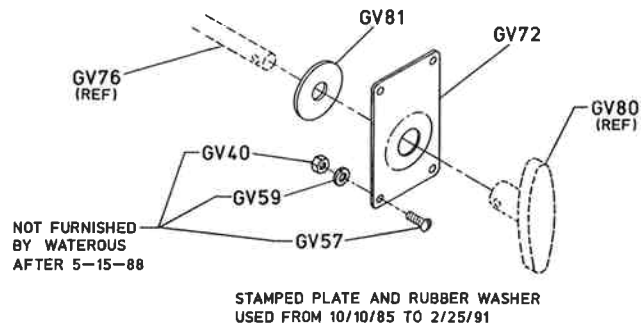
WATEROUS COMPANY
SOUTH ST. PAUL, MN 55075



SPRING AND SEAL ASSEMBLY
USED PRIOR TO 2/1/94



STAMPED PLATE AND BUSHING
USED FROM 1/2/80 TO 10/10/85



NOT FURNISHED
BY WATEROUS
AFTER 5-15-88

STAMPED PLATE AND RUBBER WASHER
USED FROM 10/10/85 TO 2/25/91