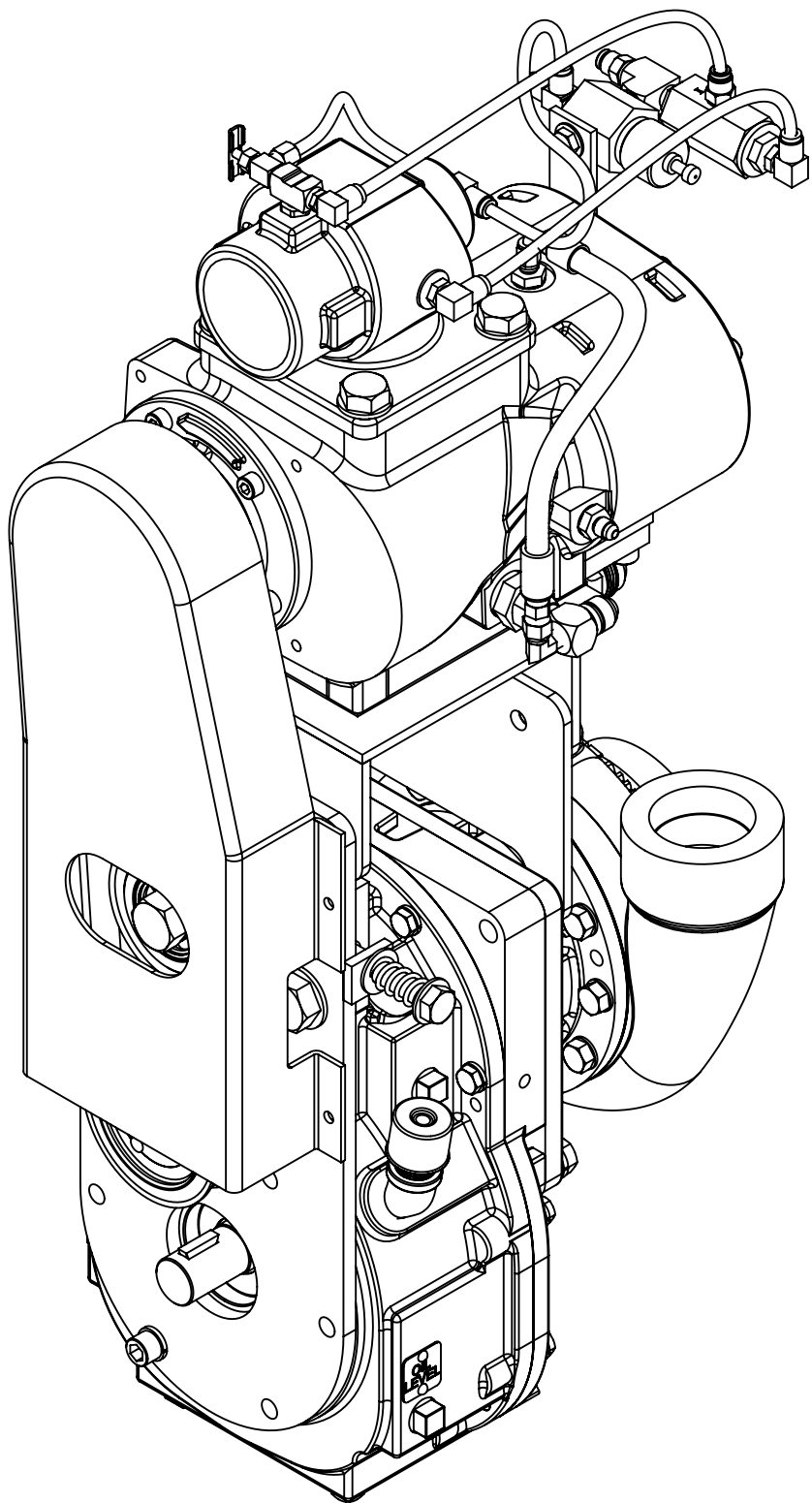
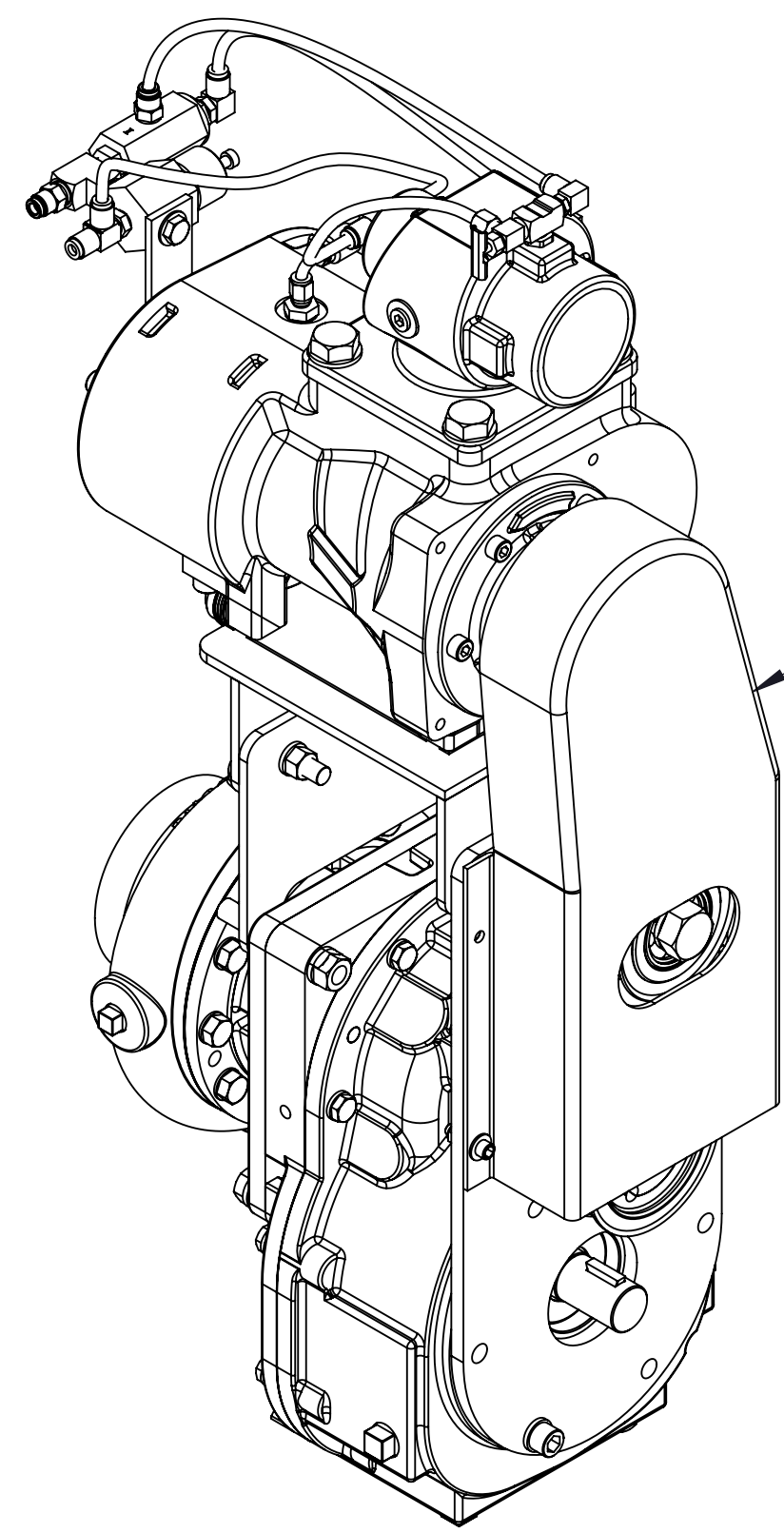


# PTO Compressor System Service Parts List

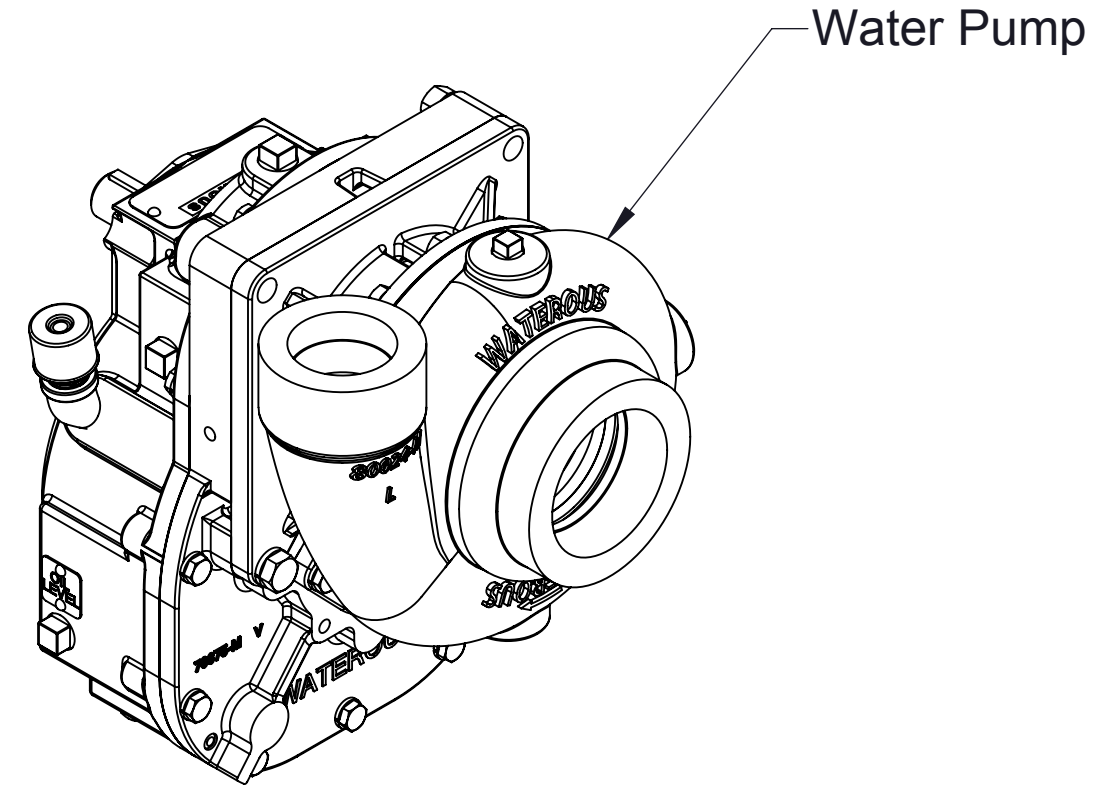
Covers the following models:

CAFS Type			See Index on Page
Traditional	Generated		
	One-Step	Eclipse Gen 2.0	
250-100-P 250-120-P	--	--	3
500-100-P 500-120-P	--	--	
500-150-P	--	--	
750-100-P 1000-100-P 1250-100-P	--	--	
750-100-P 1000-100-P 1250-100-P	750-150-OS 1000-150-OS 1250-150-OS	750-150-ECL 1000-150-ECL 1250-150-ECL	





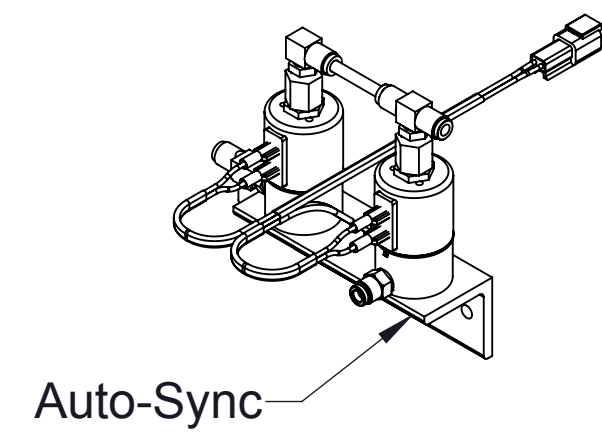
Pump and Compressor



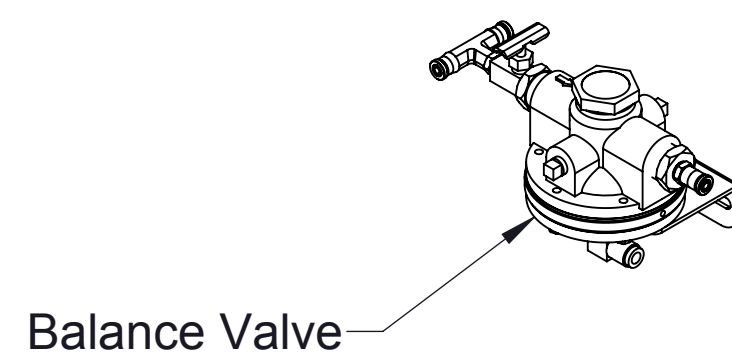
Water Pump

Air  
Pressure  
Gauge

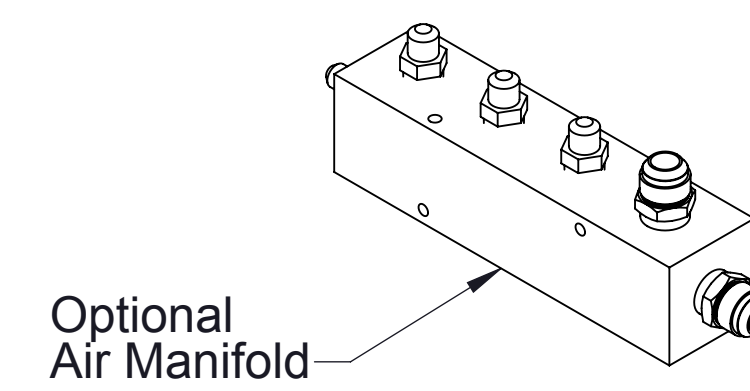
Optional  
Air Pressure  
Gauge



Auto-Sync



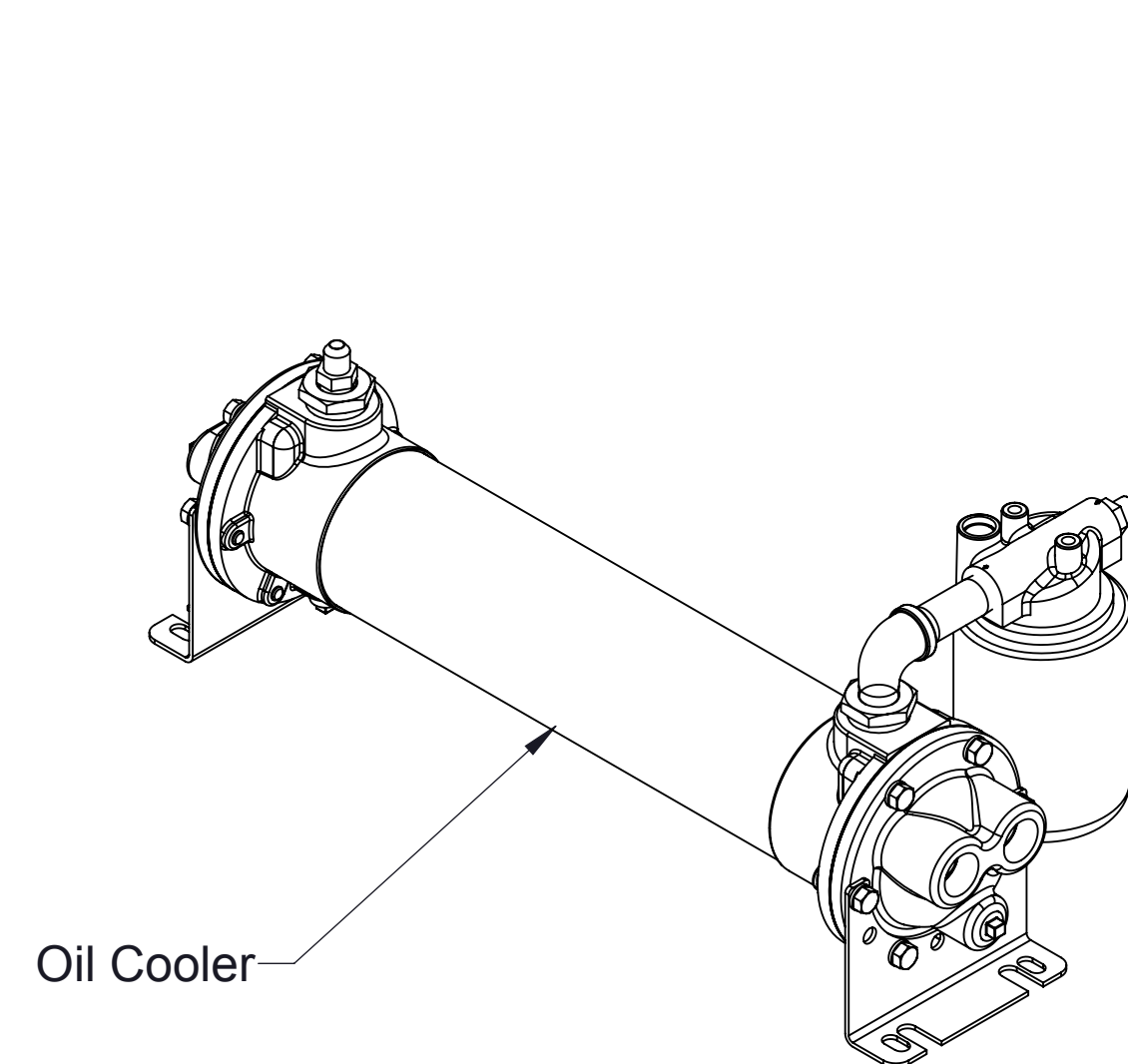
Balance Valve



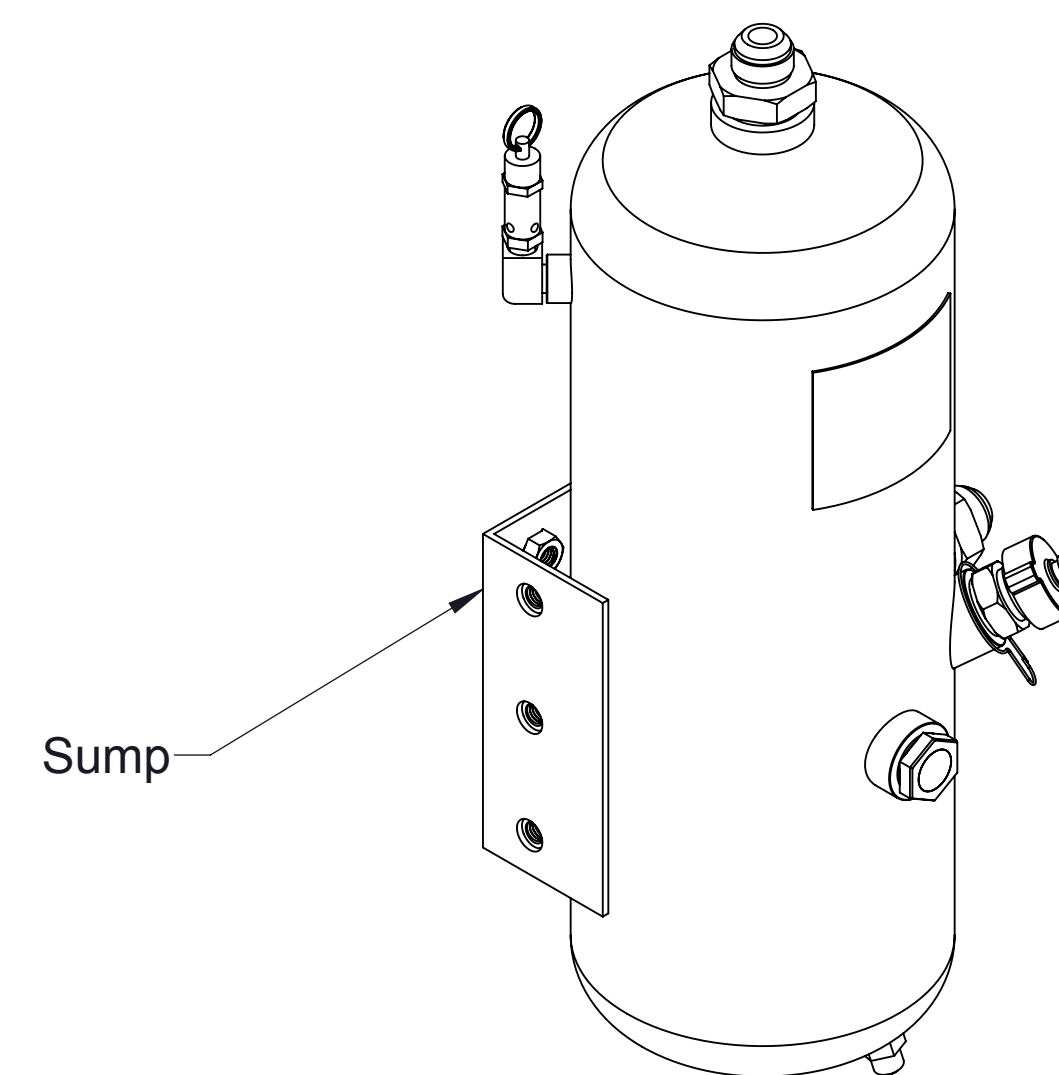
Optional  
Air Manifold

Hoses  
And  
Fittings

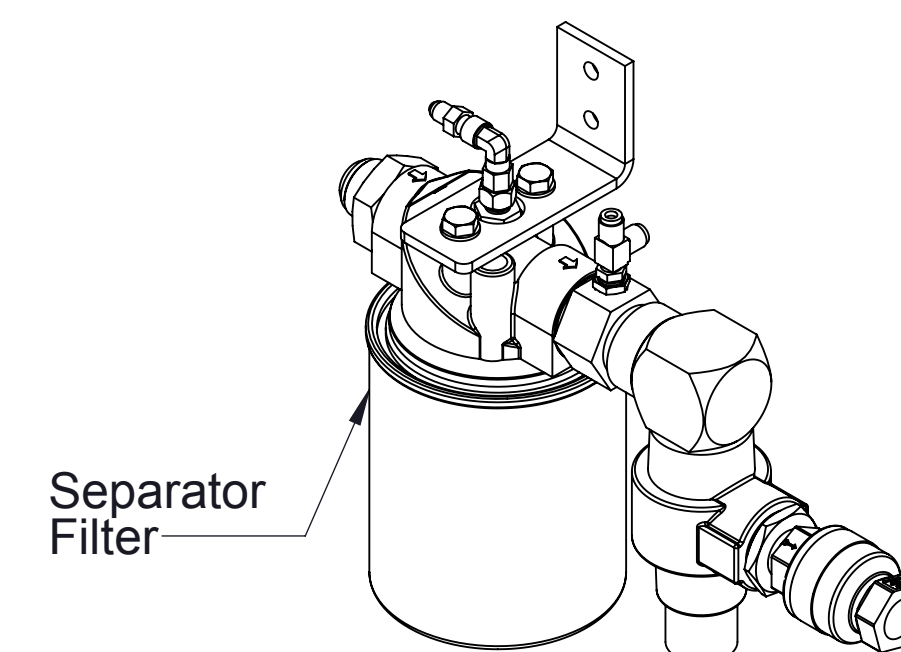
Optional  
Hose and  
Fitting Kit



Oil Cooler



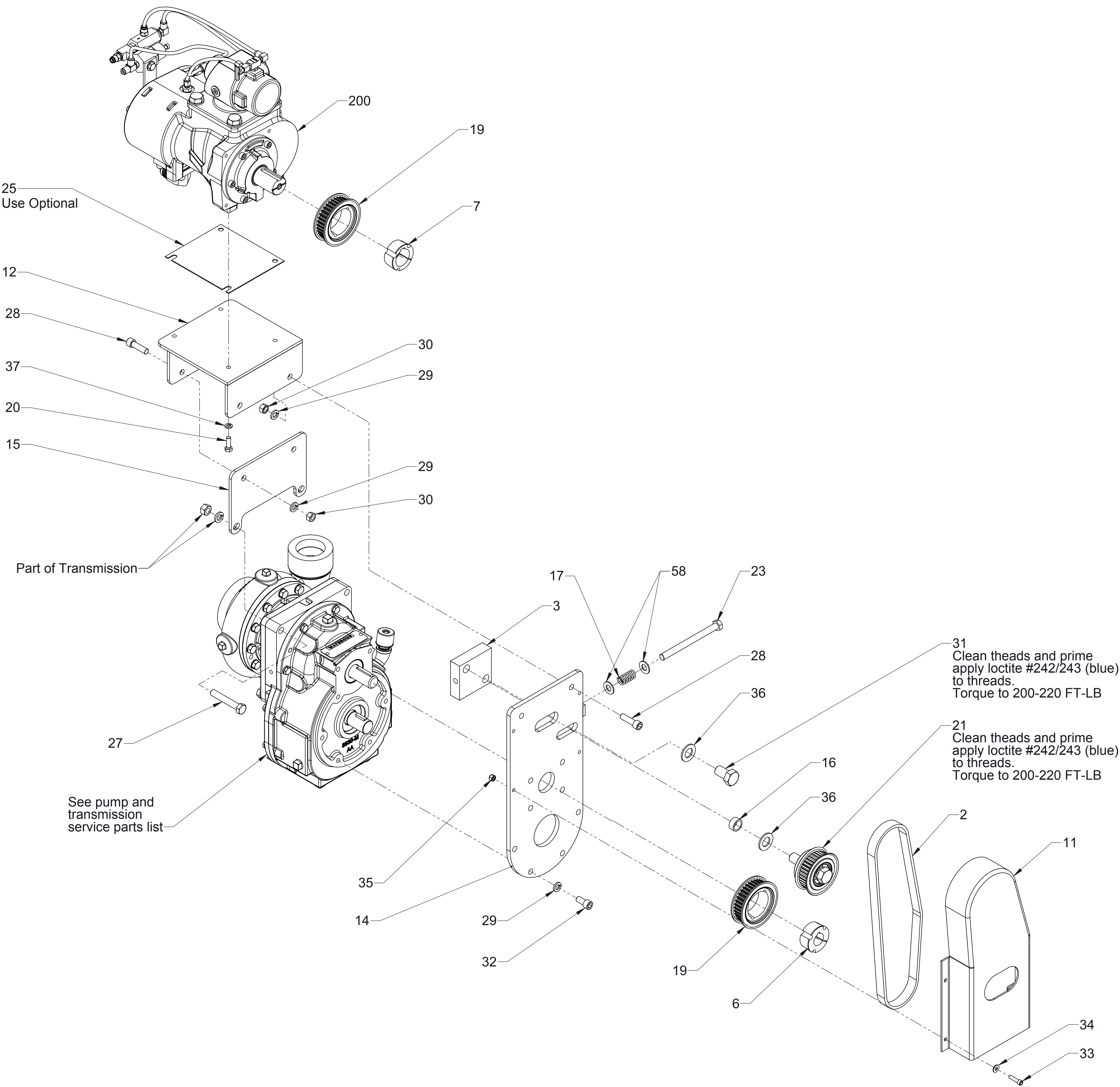
Sump



Separator  
Filter

Component	Model				See Pages		
	Traditional CAFS	Generated CAFS		Included Water Pump Model	Pump and Compressor	Compressor Sub-ass'y	Air Filter
		One-Step	Eclipse GEN 2.0				
Pump and Compressor	250-100-P 250-120-P	--	--	CPK-2	4	11, 13	14
	500-100-P 500-120-P	--	--	CLVK	5		
	500-150-P	--	--	CLVK	6	12, 13	
	750-100-P 1000-100-P 1250-100-P	--	--	CXNK CXSK CXVK	7, 9	11, 13	
	750-150-P 1000-150-P 1250-150-P	750-150-OS 1000-150-OS 1250-150-OS	750-150-ECL 1000-150-ECL 1250-150-ECL	CXNK CXSK CXVK	8, 9	12, 13	
				CXNPA CXSPA CXVPA	10		
Panel Components	All Models				15		
Air Schematic	Traditional CAFS, Models Ending with -P				16		
	Generated CAFS Models Ending with -OS, -ECL		Non-High Rise		17		
			High-Rise		18		
Electrical Schematic	Traditional CAFS, Models Ending with -P				19		
	Generated CAFS Models Ending with -OS, -ECL				See Foam Generator Service Parts List		
Auto-Sync	See Auto-Sync Service Parts List Traditional CAFS all Medels Ending with -P Generated CAFS with High Rise Option Only, Models Ending with -OS, -ECL						
Balance Valve	See Balance Valve Service Parts List (All Models)						
Oil Cooler	See Oil Cooler Service Part List (All Models)						
Separator Filter	See Separator Filter Service Parts List (All Models)						
Sump	See Sump Service Parts List (All Models)						
Water Pump	See Pump and Transmission Service Parts Lists (All Models)						
Hydraulic Schematic	See Hose and Fitting Kit Service Parts List						
Air Manifold CAFS Discharge Air Pressure Gauge Hoses and Fittings	Optional from Waterous, may have been furnished by OEM. See the following Service Parts Lists: -Air Manifold -Air Discharge Kits -Air Pressure Guage -Hose and Fitting Kits -ICS Valves						

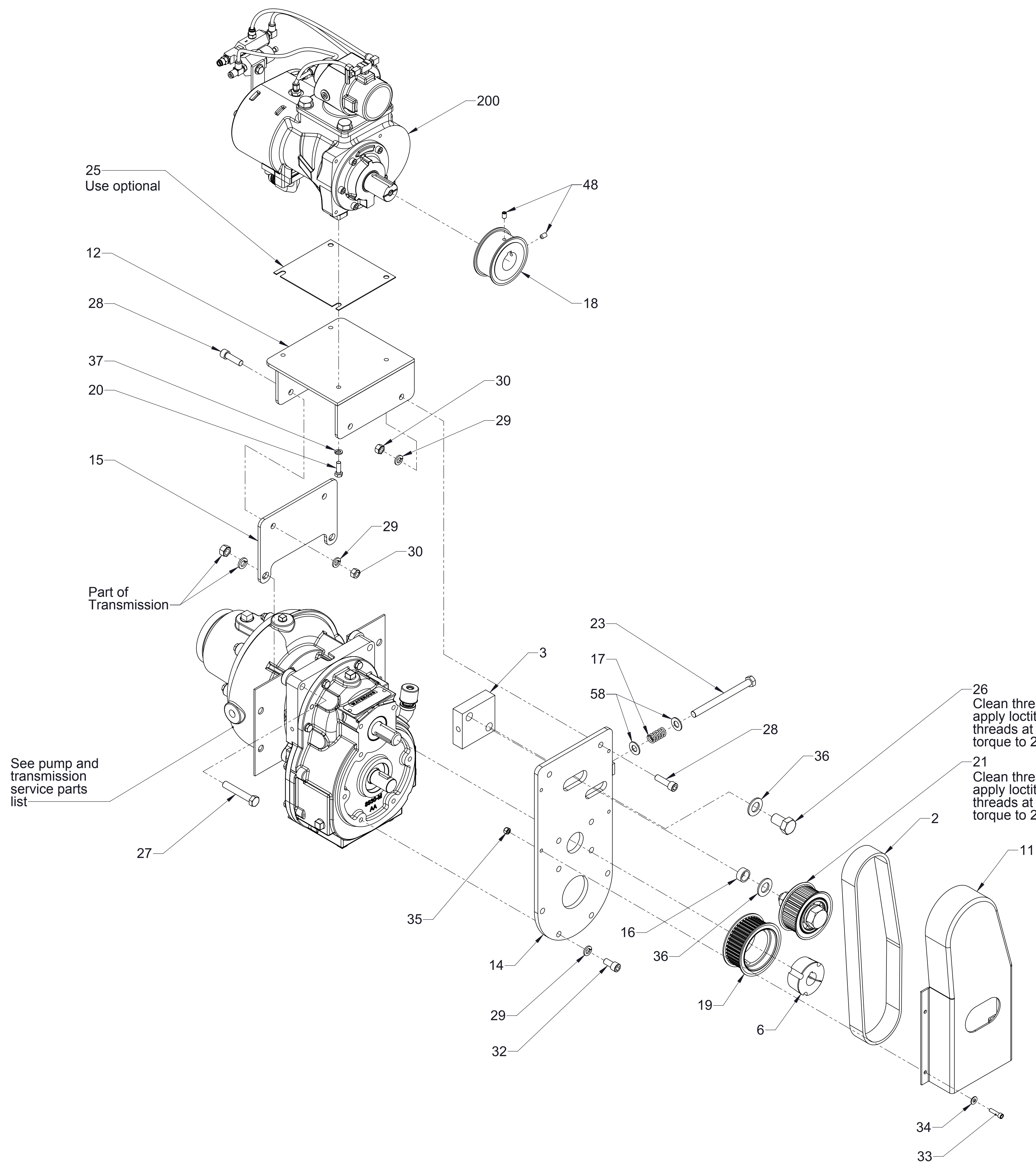




Ref No.	Description
2	Belt-Poly Chain, 8MGT-1000-21
3	Block-Belt Tensioner (eCLIPSE)
6	Bushing-Taperlock, 1-1/6 x 1610
7	BUSHING-TAPERLOCK, 38MM X 1610
11	Guard-Belt, Vertical Gear Case (P-Kits)
12	Plate-Compressor Base (OS70)
14	Front Mount Plate Assy (P KITS)
15	Plate-Rear Mount (P-KITS w/Belt)
16	Spacer-Idler Belt Tensioner (Eclipse)
17	Spring Belt Tensioner
19	SPROCKET - 8MX-36S-21-TL (1610)
20	Screw-Hex Head, 8-1.25 x 25 mm
21	Idler Sprocket 21 MM Poly Chain
23	Screw, Hex Head, Fully Threaded, 1/2-13 x 6 in, SS
25	SPACER - COMPRESSOR OS70
27	Screw-Hex Hd, 1/2-20 x 3 in, Heat Treated, Zinc Plated
28	Screw-Cap, Hex Socket Hd, 7/16-14 x 1-1/2 in, Zinc Plated
29	Washer-Lock, 7/16 in, Zinc Plated
30	Nut-Hex, 7/16-14, Zinc Plated
31	Screw-Hex Hd, 3/4-16 x 1-1/4 in
32	Screw-Cap, Hex Socket Hd, 7/16-14 x 7/8 in, Zinc Plated
33	Screw-Cap, Hex Socket Hd, 1/4-20 x 1 in, Zinc Plated
34	Washer-Plain, 1/4 in, Zinc Plated
35	Nut-Hex, Nylok, 1/4-20, Zinc Plated
36	Washer-Plain, 3/4 in, Zinc Plated
37	Washer-Lock, Spring, 8 mm
58	Washer-Plain, 1/2 in, Zinc Plated
200	Compressor Subassembly

PUMP AND COMPRESSOR  
MODELS 250-100-P, 250-120-P



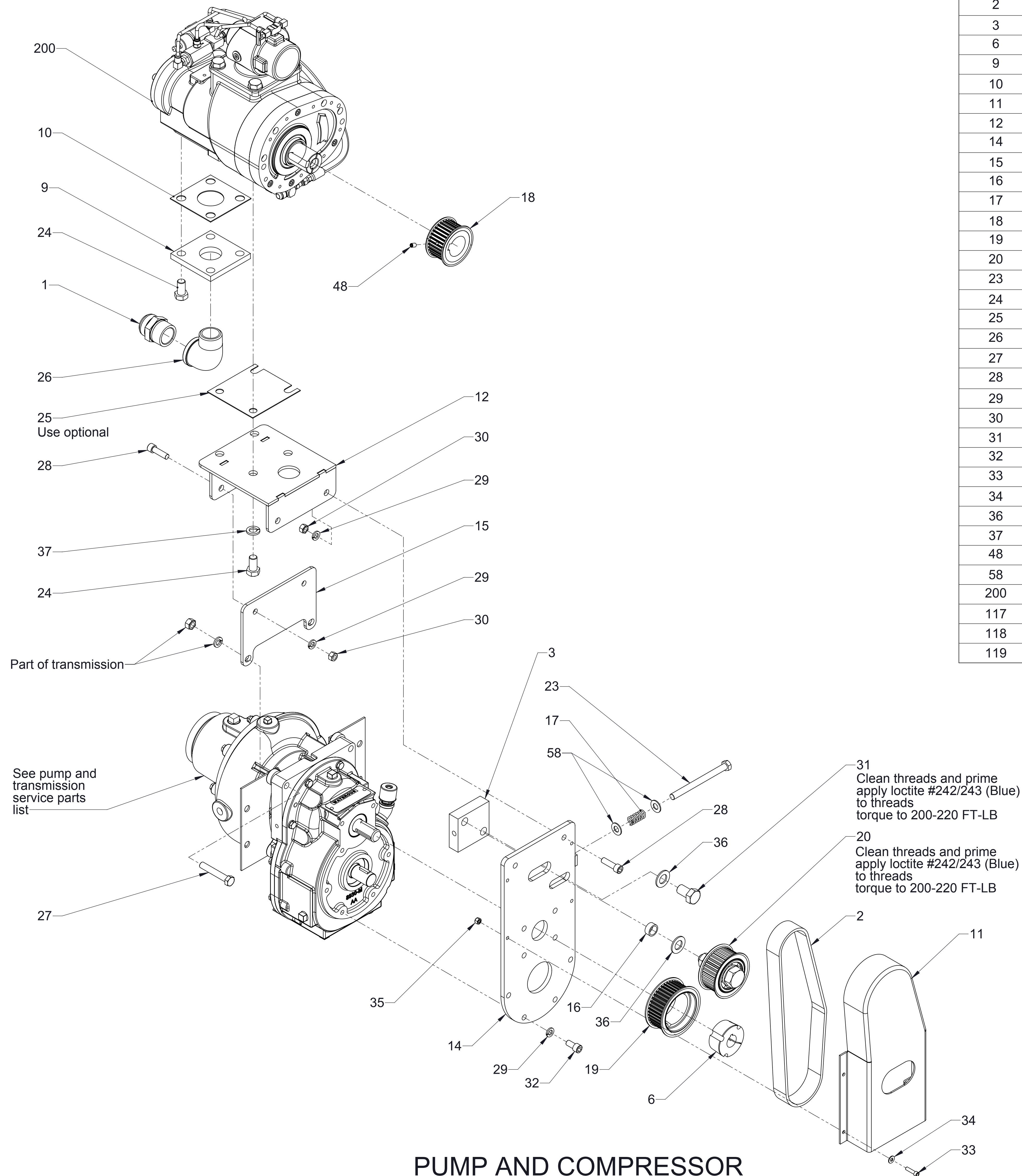


Ref No.	Description
2	Belt-Poly Chain (8MGT-1000-36)
3	Block-Belt Tensioner (eCLIPSE)
6	Taperlock Bushing, 1-1/16 x 2012
11	Guard-Belt, Vertical Gear Case (P-Kits)
12	Plate-Compressor Base (OS70)
14	Front Mount Plate Assy (P KITS)
15	Plate-Rear Mount (P-KITS w/Belt)
16	Spacer-Idler Belt Tensioner (Eclipse)
17	Spring Belt Tensioner
18	Sprocket Rework 500-100-P
19	Sprocket 8MX-40S-36-TL (2012)
20	Screw-Hex Head, 8-1.25 x 25 mm
21	Idler-Sprocket 36MM Poly Chain
23	Screw, Hex Head, Fully Threaded, 1/2-13 x 6 in, SS
25	SPACER - COMPRESSOR OS70
27	Screw-Hex Hd, 1/2-20 x 3 in, Heat Treated, Zinc Plated
28	Screw-Cap, Hex Socket Hd, 7/16-14 x 1-1/2 in, Zinc Plated
29	Washer-Lock, 7/16 in, Zinc Plated
30	Nut-Hex, 7/16-14, Zinc Plated
26	Screw-Hex Hd, 3/4-16 x 1-1/4 in
32	Screw-Cap, Hex Socket Hd, 7/16-14 x 7/8 in, Zinc Plated
33	Screw-Cap, Hex Socket Hd, 1/4-20 x 1 in, Zinc Plated
34	Washer-Plain, 1/4 in, Zinc Plated
35	Nut-Hex, Nylok, 1/4-20, Zinc Plated
36	Washer-Plain, 3/4 in, Zinc Plated
37	Washer-Lock, Spring, 8 mm
48	Screw-Set, Cup Point, Hex Socket, 5/16-18 x 1/2 in
58	Washer-Plain, 1/2 in, Zinc Plated
200	Compressor Subassembly
121	
122	WASHER
123	Washer-Lock, 3/8 in

## PUMP AND COMPRESSOR

MODELS: 500-100-P, 500-120-P





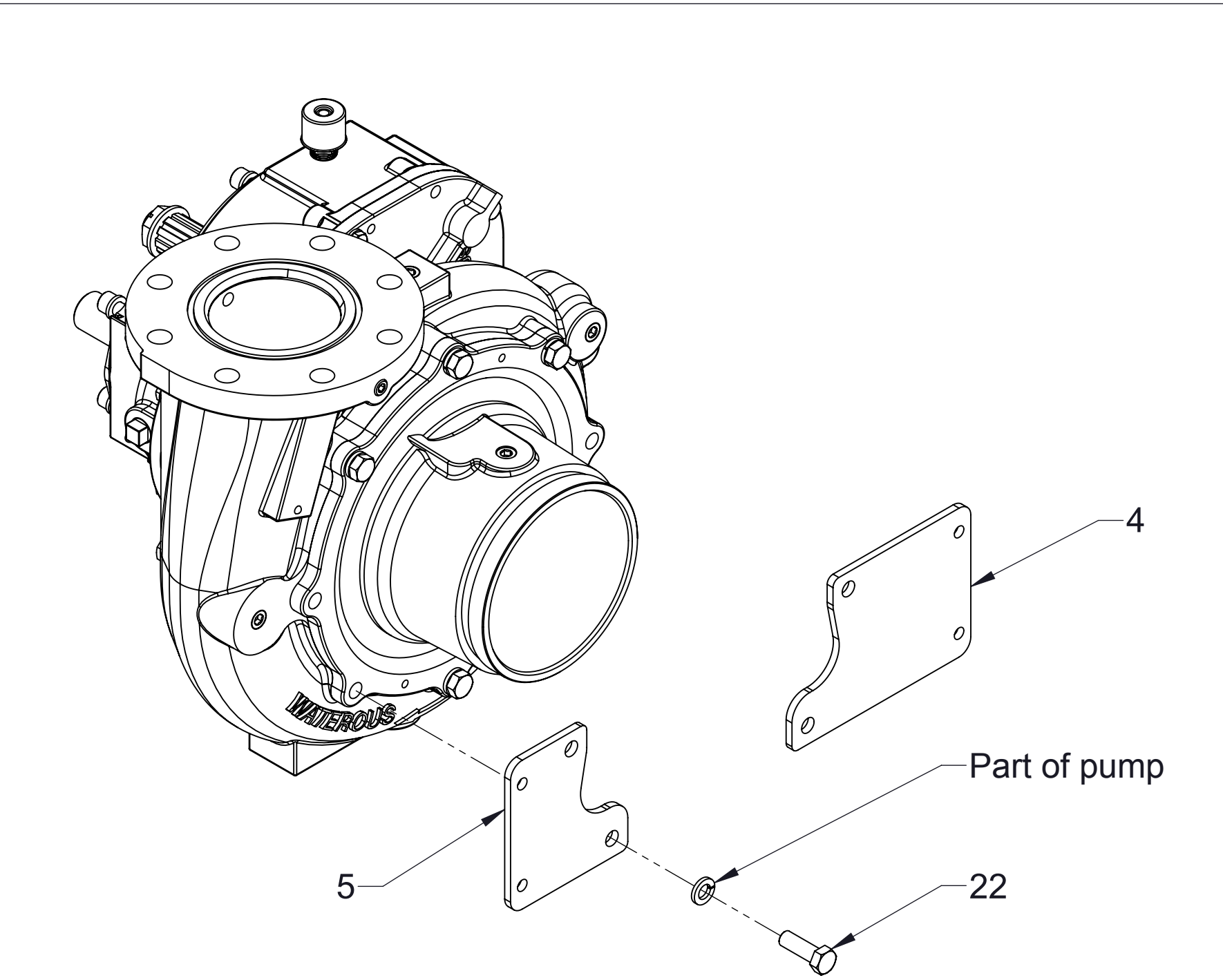
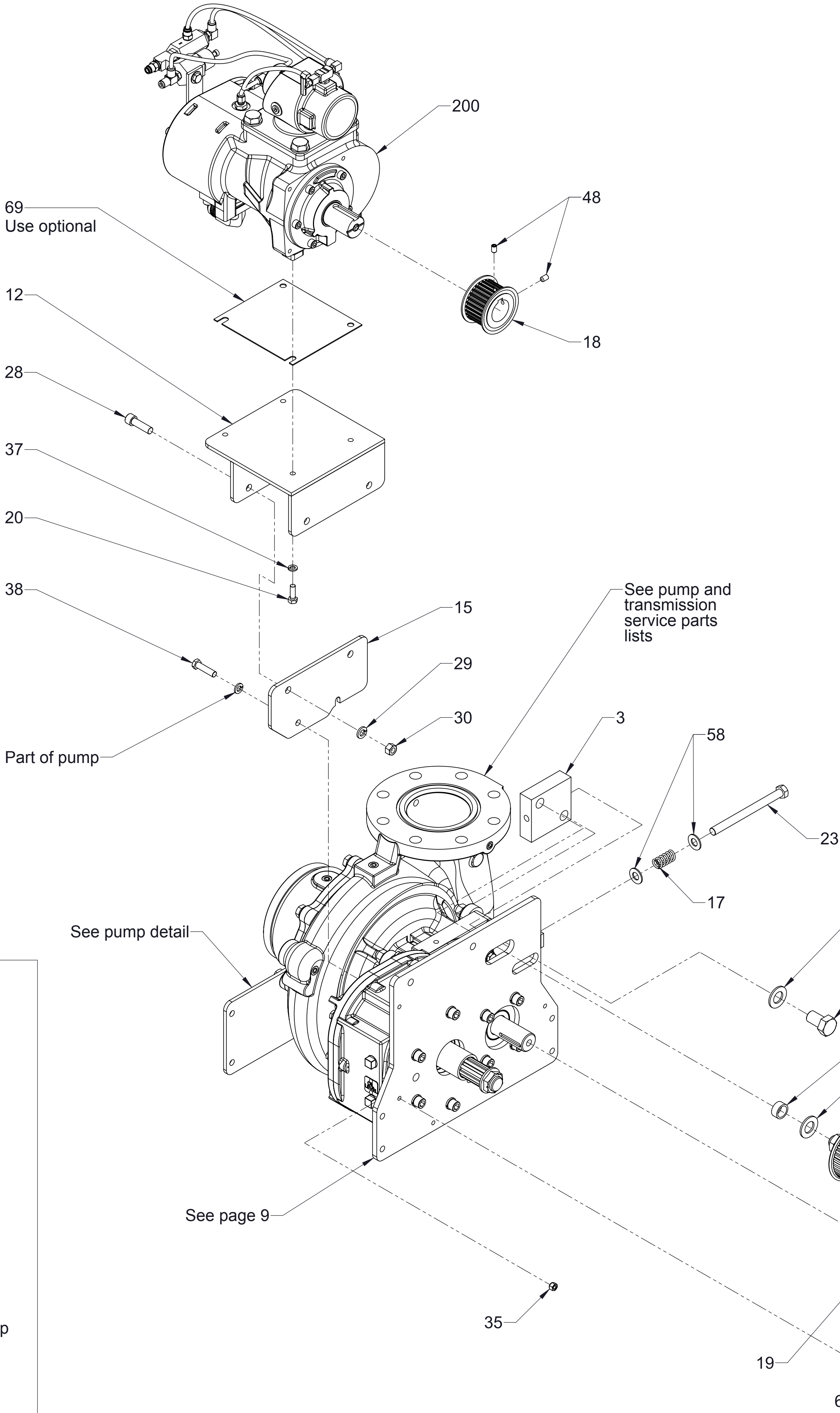
Ref No.	Description
1	Male Connector C5205 x24
2	Belt-Poly Chain, (8MGT-1000-36
3	Block-Belt Tensioner (eCLIPSE)
6	Taperlock Bushing, 1-1/16 x 2012
9	Flange-Outlet (CF75)
10	Outlet Gasket
11	Guard-Belt, Vertical Gear Case (P-Kits)
12	Q-0317049-01
14	Front Mount Plate Assy (P KITS)
15	Plate-Rear Mount (P-KITS w/Belt)
16	Spacer-Idler Belt Tensioner (Eclipse)
17	Spring Belt Tensioner
18	SPROCKET REWORK (500-100-P)
19	Sprocket 8MX-40S-36-TL (2012)
20	Idler-Sprocket 36MM Poly Chain
23	Screw, Hex Head, Fully Threaded, 1/2-13 x 6 in, SS
24	Screw-Hex Hd, M16-2 x 30 mm
25	Spacer, Compressor-CF75
26	Elbow-Street, 90deg, 1-1/2 NPT, Brass
27	Screw-Hex Hd, 1/2-20 x 3 in, Heat Treated, Zinc Plated
28	Screw-Cap, Hex Socket Hd, 7/16-14 x 1-1/2 in, Zinc Plated
29	Washer-Lock, 7/16 in, Zinc Plated
30	Nut-Hex, 7/16-14, Zinc Plated
31	Screw-Hex Hd, 3/4-16 x 1-1/4 in
32	Screw-Cap, Hex Socket Hd, 7/16-14 x 7/8 in, Zinc Plated
33	Screw-Cap, Hex Socket Hd, 1/4-20 x 1 in, Zinc Plated
34	Washer-Plain, 1/4 in, Zinc Plated
36	Washer-Plain, 3/4 in, Zinc Plated
37	Washer-Lock, 16 mm
48	Screw-Set, Cup Point, Hex Socket, 5/16-18 x 1/2 in
58	Washer-Plain, 1/2 in, Zinc Plated
200	Compressor Subassembly
117	
118	WASHER
119	Washer-Lock, 3/8 in

## PUMP AND COMPRESSOR

MODEL: 500-150-P



Ref No.	Description
2	Belt-Poly Chain (8MGT-1120-36)
3	Block-Belt Tensioner (eCLIPSE)
6	Taper Lock Bushing 2012 1-1/4
11	Belt Guard 1250-120/150 P Horizontal
12	Plate-Compressor Base (OS70)
15	Plate-Rear, Compressor Mount, CXVK Horizontal
16	Spacer-Idler Belt Tensioner (Eclipse)
17	Spring Belt Tensioner
18	Sprocket Rework (1250-120-P)
19	Sprocket 8MX-56S-36-TL (2012)
20	Screw-Hex Head, 8-1.25 x 25 mm
21	Idler-Sprocket 36MM Poly Chain
23	Screw, Hex Head, Fully Threaded, 1/2-13 x 6 in, SS
28	Screw-Cap, Hex Socket Hd, 7/16-14 x 1-1/2 in, Zinc Plated
29	Washer-Lock, 7/16 in, Zinc Plated
30	Nut-Hex, 7/16-14, Zinc Plated
31	Screw-Hex Hd, 3/4-16 x 1-1/4 in
32	Screw-Cap, Hex Socket Hd, 7/16-14 x 7/8 in, Zinc Plated
33	Screw-Cap, Hex Socket Hd, 1/4-20 x 1 in, Zinc Plated
34	Washer-Plain, 1/4 in, Zinc Plated
35	Nut-Hex, Nylok, 1/4-20, Zinc Plated
36	Washer-Plain, 3/4 in, Zinc Plated
37	Washer-Lock, Spring, 8 mm
38	Screw-Hex Head, 3/8-16x1-1/2 in, Zinc Plated
48	Screw-Set, Cup Point, Hex Socket, 5/16-18 x 1/2 in
58	Washer-Plain, 1/2 in, Zinc Plated
69	Spacer - Compressor OS70
200	Compressor Subassembly



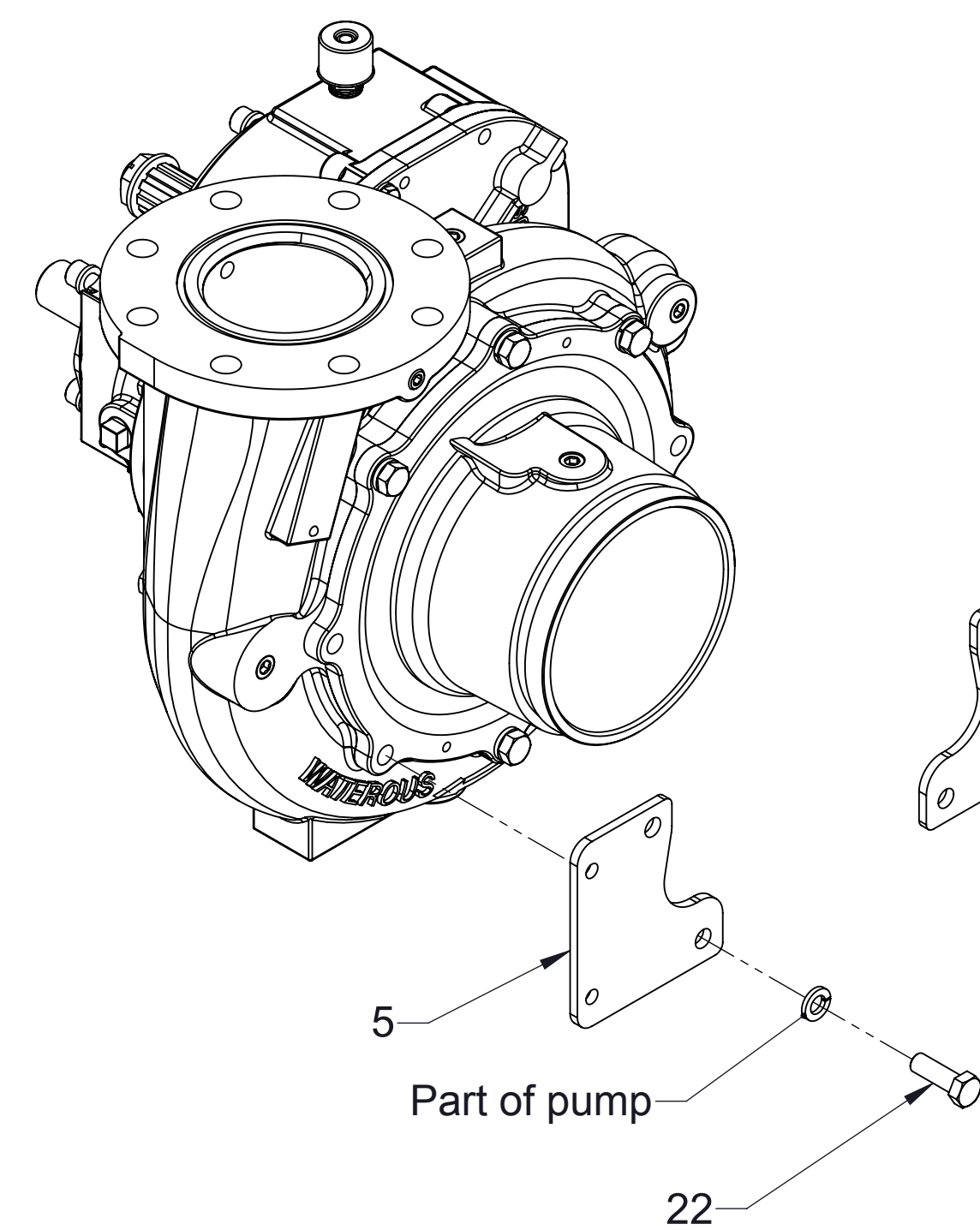
Ref No.	Description
4	BRACKET PUMP SUPPORT LONG CXVK
5	Bracket-Pump Support, Short (CXK 1250-100/120/150-P)
22	Screw-Hex Hd, 1/2-13 x 1-1/2 in, Heat Treated, Zinc Plated

PUMP DETAIL

## PUMP AND COMPRESSOR

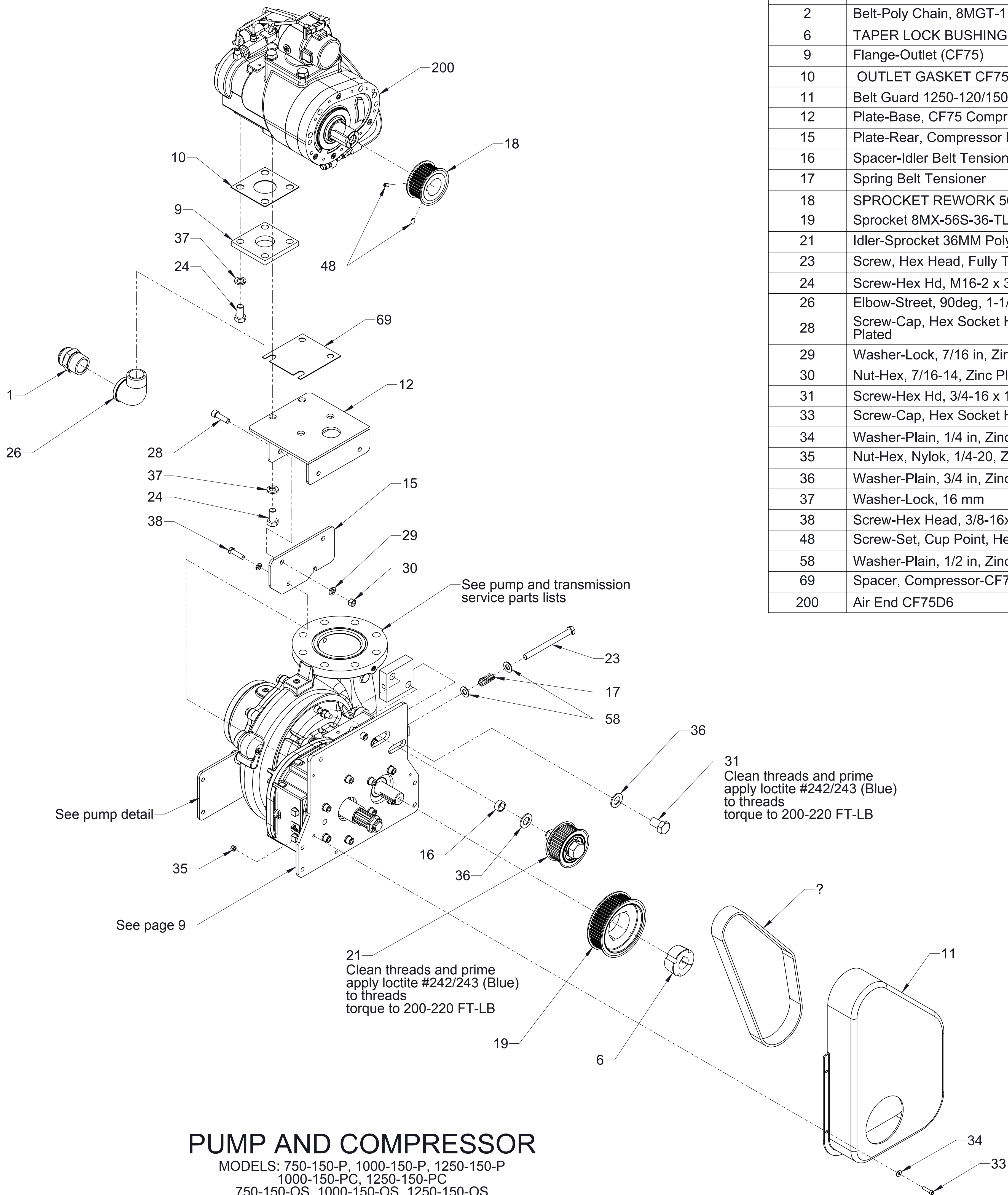
MODELS: 750-100-P, 1000-100-P, 1250-100-P  
(PUMP MODELS CXNK, CXSK, CXVK)





Ref No.	Description
4	BRACKET PUMP SUPPORT LONG CXVK
5	Bracket-Pump Support, Short (CXK 1250-100/120/150-P)
22	Screw-Hex Hd, 1/2-13 x 1-1/2 in, Heat Treated, Zinc Plated

PUMP DETAIL

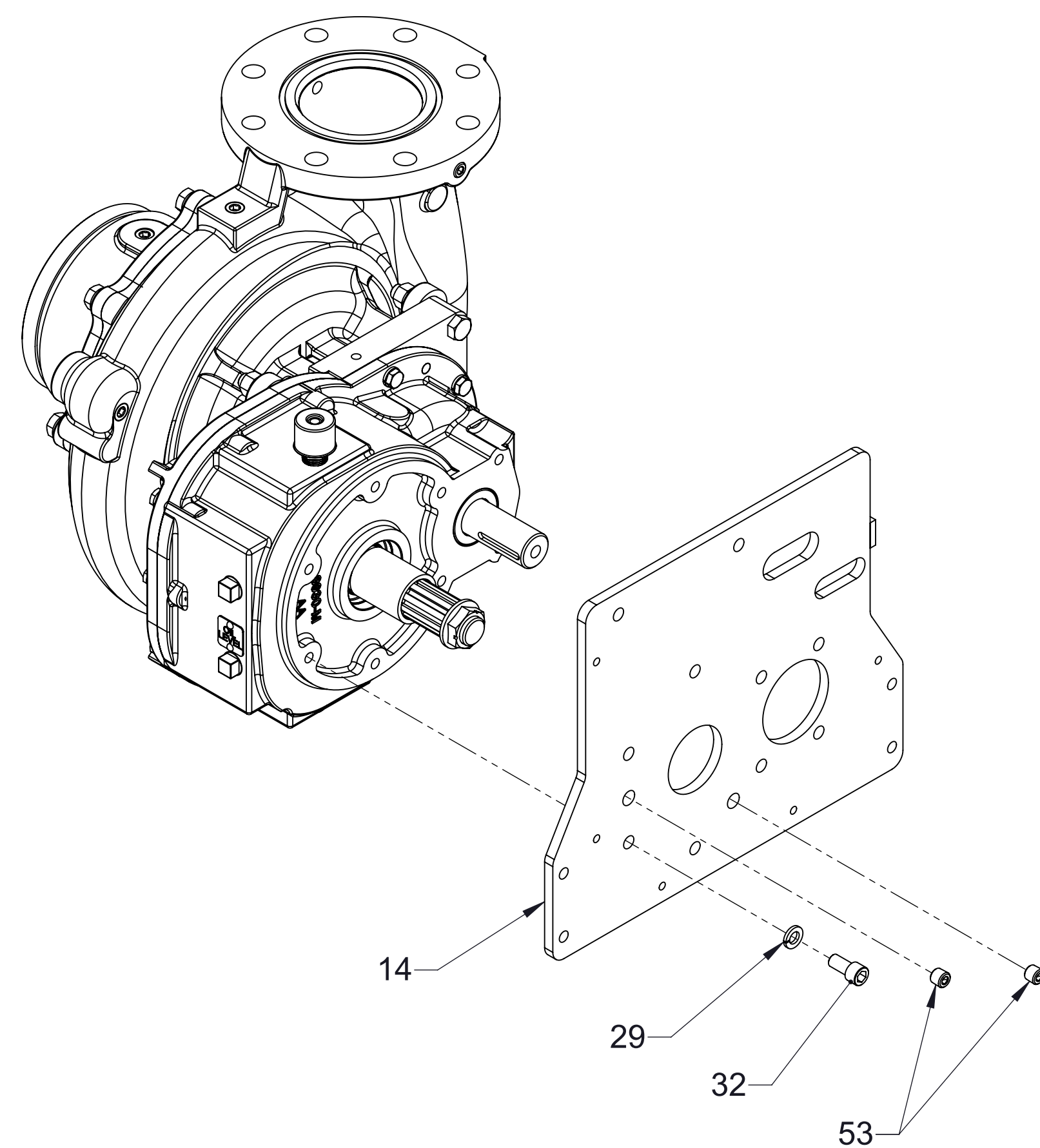


## PUMP AND COMPRESSOR

MODELS: 750-150-P, 1000-150-P, 1250-150-P  
1000-150-PC, 1250-150-PC  
750-150-OS, 1000-150-OS, 1250-150-OS  
750-150-ECL, 1000-150-ECL, 1250-150-ECL  
(PUMP MODELS: CXNK, CXSK, CXVK)

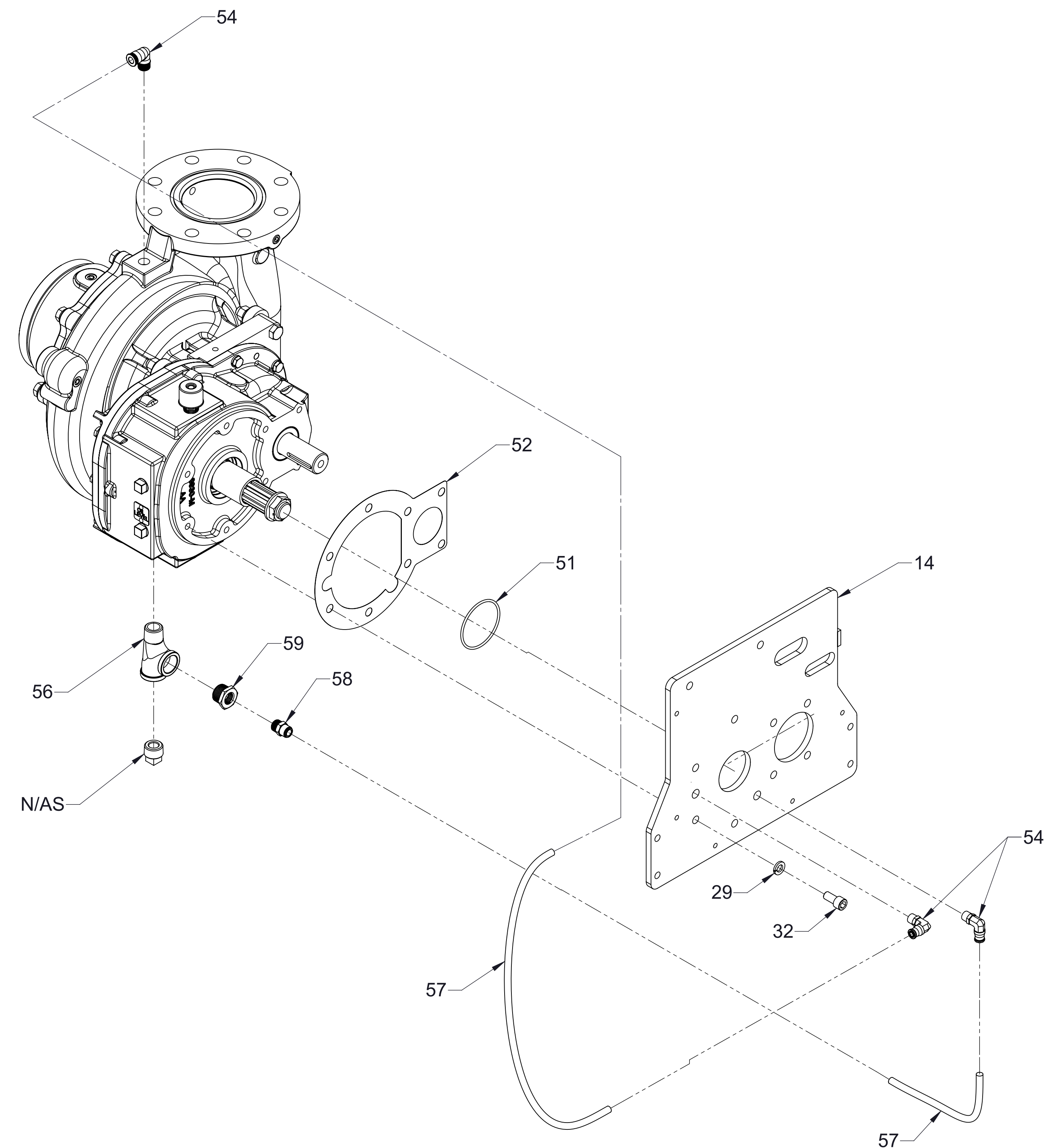
Ref No.	Description
1	Male Connector C5205 x24
2	Belt-Poly Chain, 8MGT-1120-36
6	TAPER LOCK BUSHING 2012 1-1/4
9	Flange-Outlet (CF75)
10	OUTLET GASKET CF75
11	Belt Guard 1250-120/150 P Horizontal
12	Plate-Base, CF75 Compressor Mount Assembly
15	Plate-Rear, Compressor Mount, CXVK Horizontal
16	Spacer-Idler Belt Tensioner (Eclipse)
17	Spring Belt Tensioner
18	SPROCKET REWORK 500-140-DCDX
19	Sprocket 8MX-56S-36-TL (2012)
21	Idler-Sprocket 36MM Poly Chain
23	Screw, Hex Head, Fully Threaded, 1/2-13 x 6 in, SS
24	Screw-Hex Hd, M16-2 x 30 mm
26	Elbow-Street, 90deg, 1-1/2 NPT, Brass
28	Screw-Cap, Hex Socket Hd, 7/16-14 x 1-1/2 in, Zinc Plated
29	Washer-Lock, 7/16 in, Zinc Plated
30	Nut-Hex, 7/16-14, Zinc Plated
31	Screw-Hex Hd, 3/4-16 x 1-1/4 in
33	Screw-Cap, Hex Socket Hd, 1/4-20 x 1 in, Zinc Plated
34	Washer-Plain, 1/4 in, Zinc Plated
35	Nut-Hex, Nylok, 1/4-20, Zinc Plated
36	Washer-Plain, 3/4 in, Zinc Plated
37	Washer-Lock, 16 mm
38	Screw-Hex Head, 3/8-16x1-1/2 in, Zinc Plated
48	Screw-Set, Cup Point, Hex Socket, 5/16-18 x 1/2 in
58	Washer-Plain, 1/2 in, Zinc Plated
69	Spacer, Compressor-CF75
200	Air End CF75D6





Ref No.	Description
14	
29	Washer-Lock, 7/16 in, Zinc Plated
32	Screw-Cap, Hex Socket Hd, 7/16-14 x 7/8 in, Zinc Plated
53	Plug-Pipe, Headless, 1/4 NPT, Steel

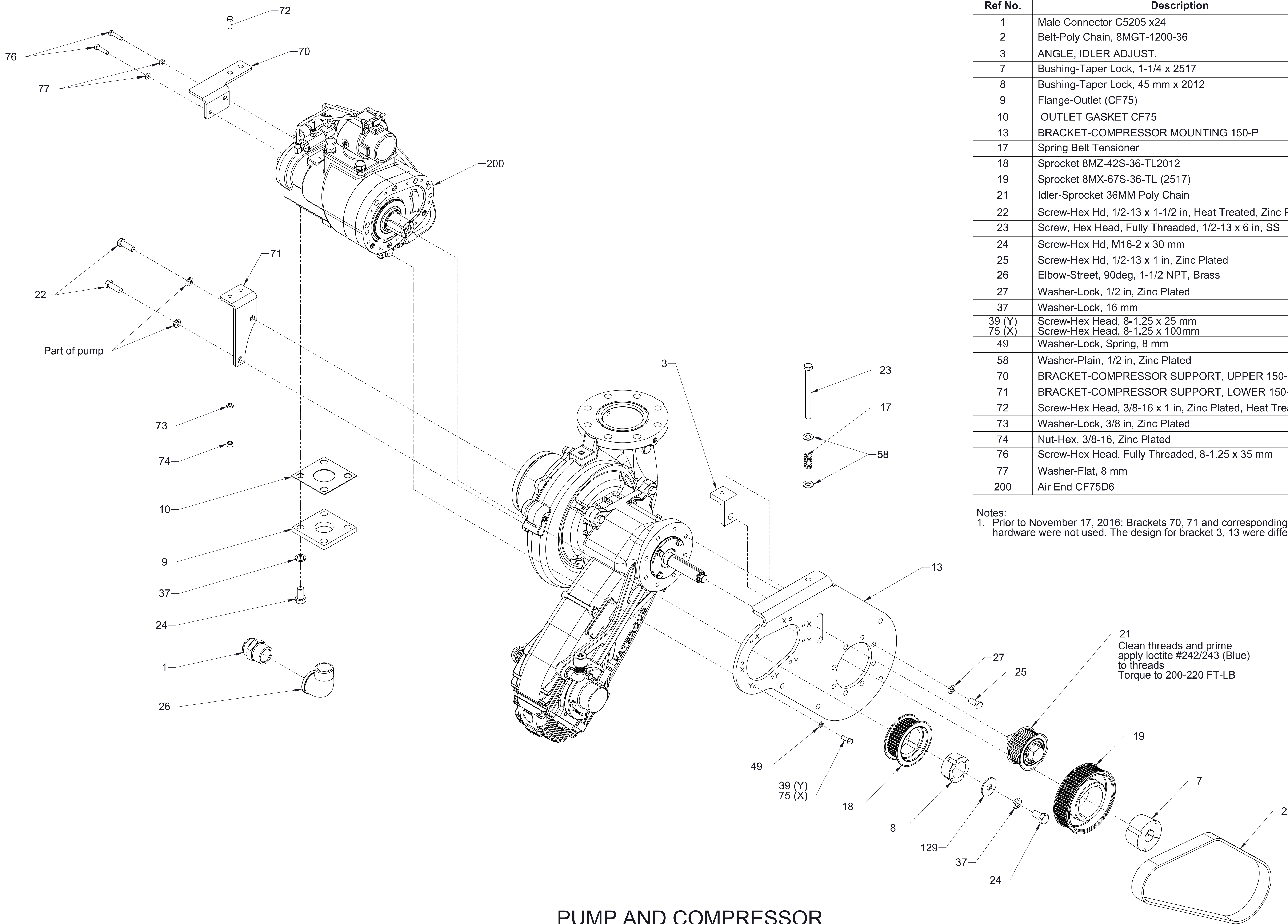
WITHOUT OIL COOLER



Ref No.	Description
N/AS	Plug-Pipe, 3/4 NPT
14	
29	Washer-Lock, 7/16 in, Zinc Plated
32	Screw-Cap, Hex Socket Hd, 7/16-14 x 7/8 in, Zinc Plated
51	O-Ring, 2-3/4 x 3 in
52	Gasket (KHDCG) (CAFS)
54	Fitting-Elbow, 3/8 PTC X 1/4 MNPT, 90°
56	Tee-Street, 150PSI, 3/4 NPT
57	
58	FITTING, 3/8 PTC X 3/8 MPT
59	Bushing 3/4" MNPT x 3/8" FNPT Brass

WITH OIL COOLER





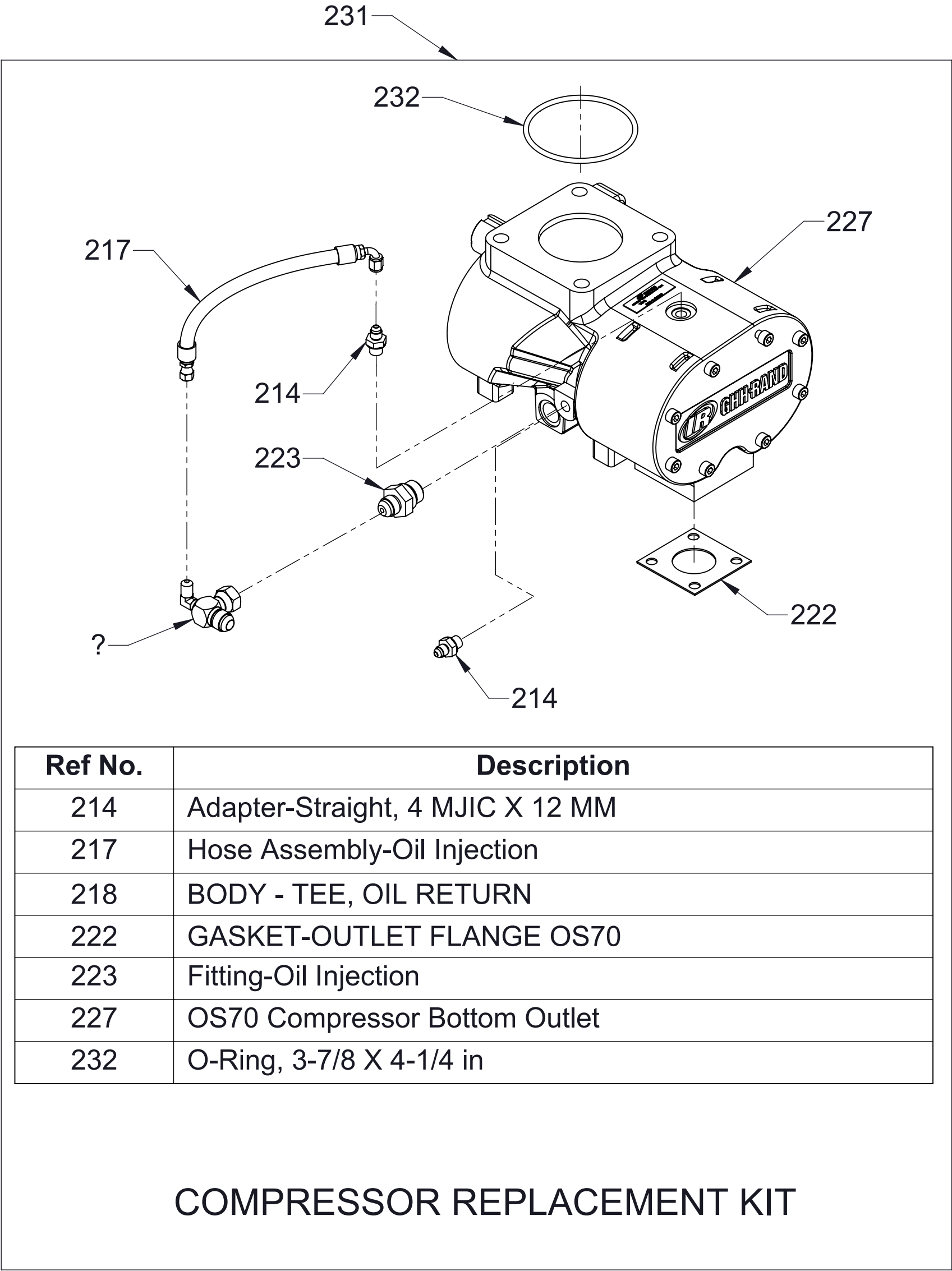
Ref No.	Description
1	Male Connector C5205 x24
2	Belt-Poly Chain, 8MGT-1200-36
3	ANGLE, IDLER ADJUST.
7	Bushing-Taper Lock, 1-1/4 x 2517
8	Bushing-Taper Lock, 45 mm x 2012
9	Flange-Outlet (CF75)
10	OUTLET GASKET CF75
13	BRACKET-COMPRESSOR MOUNTING 150-P
17	Spring Belt Tensioner
18	Sprocket 8MZ-42S-36-TL2012
19	Sprocket 8MX-67S-36-TL (2517)
21	Idler-Sprocket 36MM Poly Chain
22	Screw-Hex Hd, 1/2-13 x 1-1/2 in, Heat Treated, Zinc Plated
23	Screw, Hex Head, Fully Threaded, 1/2-13 x 6 in, SS
24	Screw-Hex Hd, M16-2 x 30 mm
25	Screw-Hex Hd, 1/2-13 x 1 in, Zinc Plated
26	Elbow-Street, 90deg, 1-1/2 NPT, Brass
27	Washer-Lock, 1/2 in, Zinc Plated
37	Washer-Lock, 16 mm
39 (Y) 75 (X)	Screw-Hex Head, 8-1.25 x 25 mm Screw-Hex Head, 8-1.25 x 100mm
49	Washer-Lock, Spring, 8 mm
58	Washer-Plain, 1/2 in, Zinc Plated
70	BRACKET-COMPRESSOR SUPPORT, UPPER 150-P
71	BRACKET-COMPRESSOR SUPPORT, LOWER 150-P
72	Screw-Hex Head, 3/8-16 x 1 in, Zinc Plated, Heat Treated
73	Washer-Lock, 3/8 in, Zinc Plated
74	Nut-Hex, 3/8-16, Zinc Plated
76	Screw-Hex Head, Fully Threaded, 8-1.25 x 35 mm
77	Washer-Flat, 8 mm
200	Air End CF75D6

Notes:  
1. Prior to November 17, 2016: Brackets 70, 71 and corresponding hardware were not used. The design for bracket 3, 13 were different.

## PUMP AND COMPRESSOR

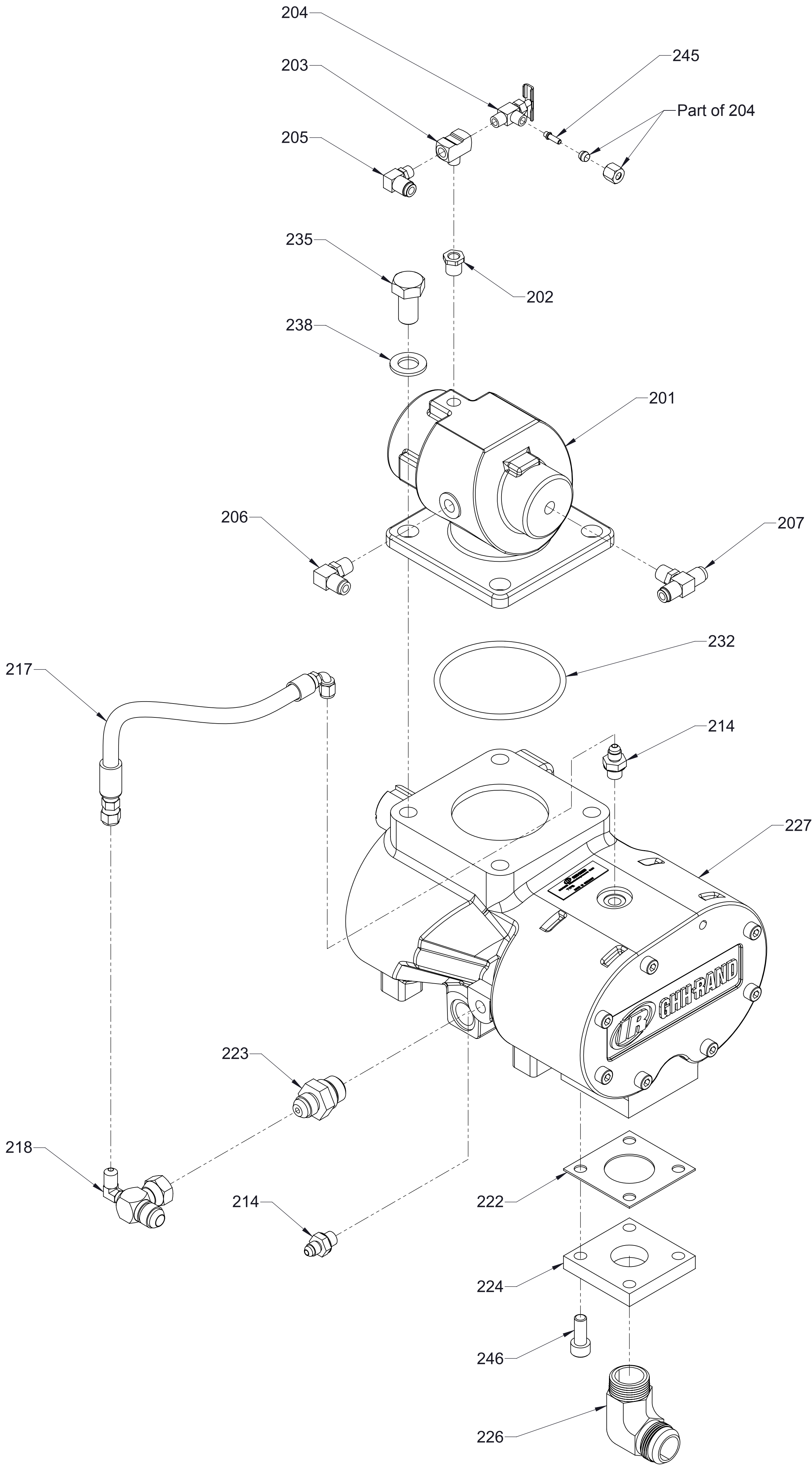
MODELS: 750-150-P, 1000-150-P, 1250-150-P  
750-150-OS, 1000-150-OS, 1250-150-OS  
750-150-ECL, 1000-150-ECL, 1250-150-ECL  
(PUMP MODELS: CXNPA, CXSPA, CSVPA)





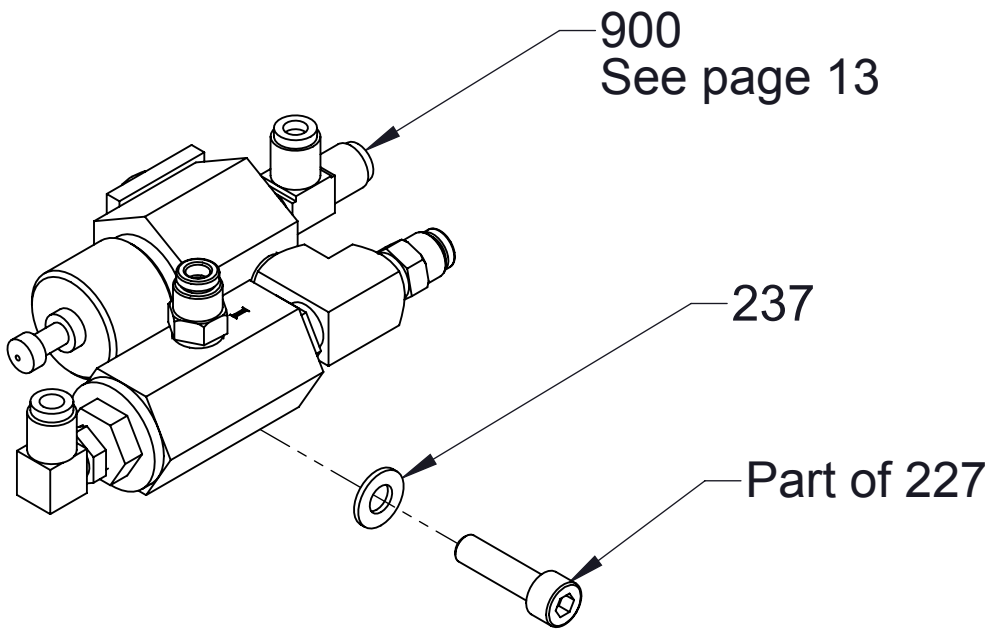
COMPRESSOR SUBASSEMBLY

200  
(Includes 201-246 and 900)

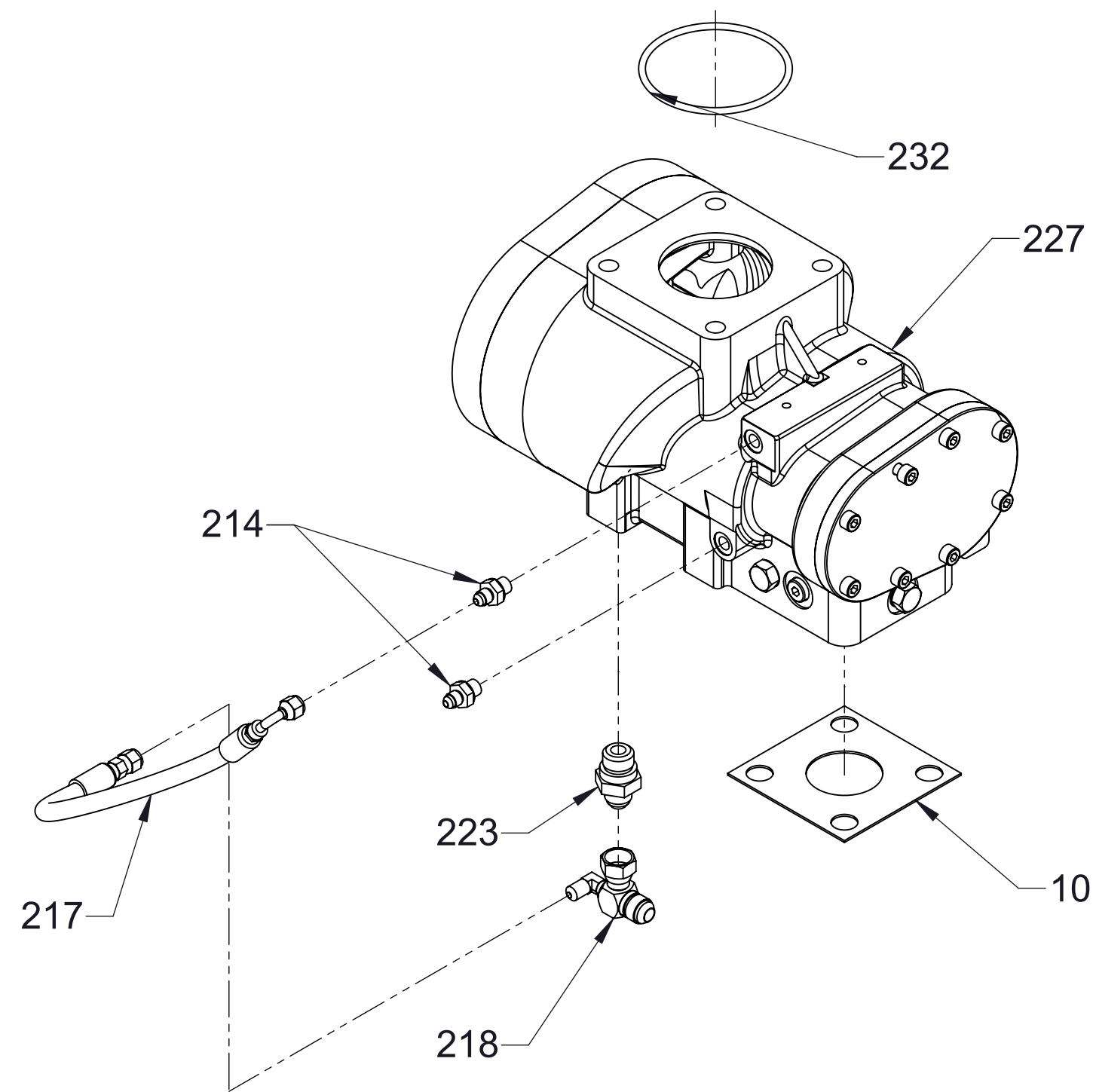


Ref No.	Description
200	Compressor Subassembly (Includes 201-246 and 900)
201	Inlet-Air, 90°
202	Bushing-Reducing, 1/4 MNPT x 1/8 FNPT
203	Tee-Branch, 1/8 MNPT x 1/8 FNPT x 1/8 FNPT
204	Valve-Trim, 1/8 MNPT x 1/4 AB
205	Elbow-90°, 1/8 MNPT x 1/4 AB
206	Elbow-90°, 1/4 MNPT x 1/4 AB
207	Tee-Branch, 1/4 MNPT x 1/4 AB x 1/4 AB
214	Adapter-Straight, 4 MJIC X 12 MM
217	Hose-Hydraulic, 1/4
218	4 MJIC FITTING
222	GASKET-OUTLET FLANGE OS70
223	Fitting-Oil Injection
224	Flange-Outlet
226	ELBOW - 90°, 1 MNPT X 16 MJIC
227	OS70 Compressor Bottom Outlet
231	Compressor Replacement Kit
232	O-Ring, 3-7/8 X 4-1/4 in
235	Screw-Hex Hd, M16-2 x 30 mm
237	Washer-Flat, 8 mm
238	Washer-Flat, 16 mm
245	Sleeve-Internal Support
246	Screw-Socket Head, 10-1.5 x 25 mm
900	PMC Subassembly (See Page 13)

Note:  
1. Prior to September 29, 2017: 245 was not used.  
2. Prior to August 20, 2019: 227 was a rear air outlet.





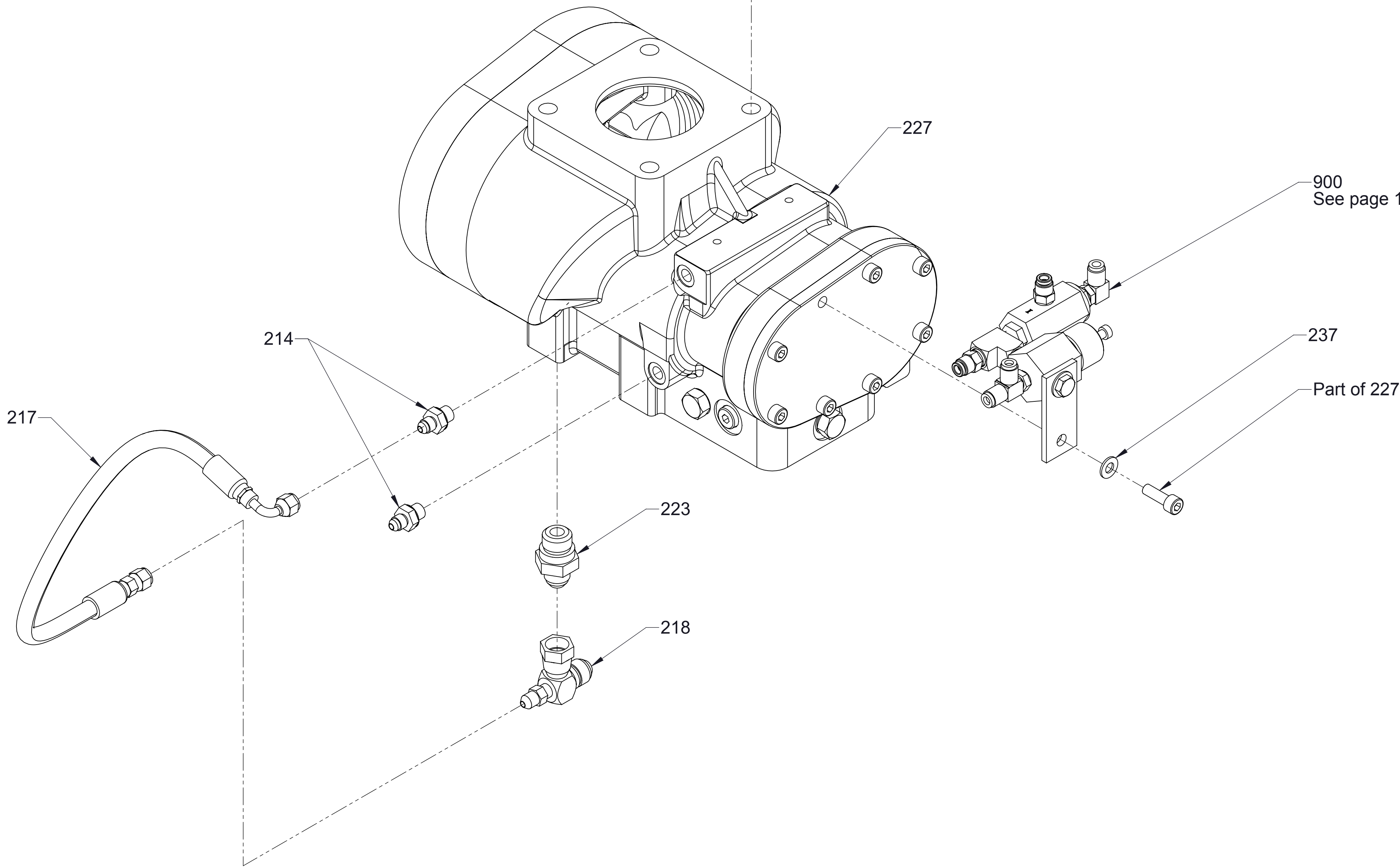
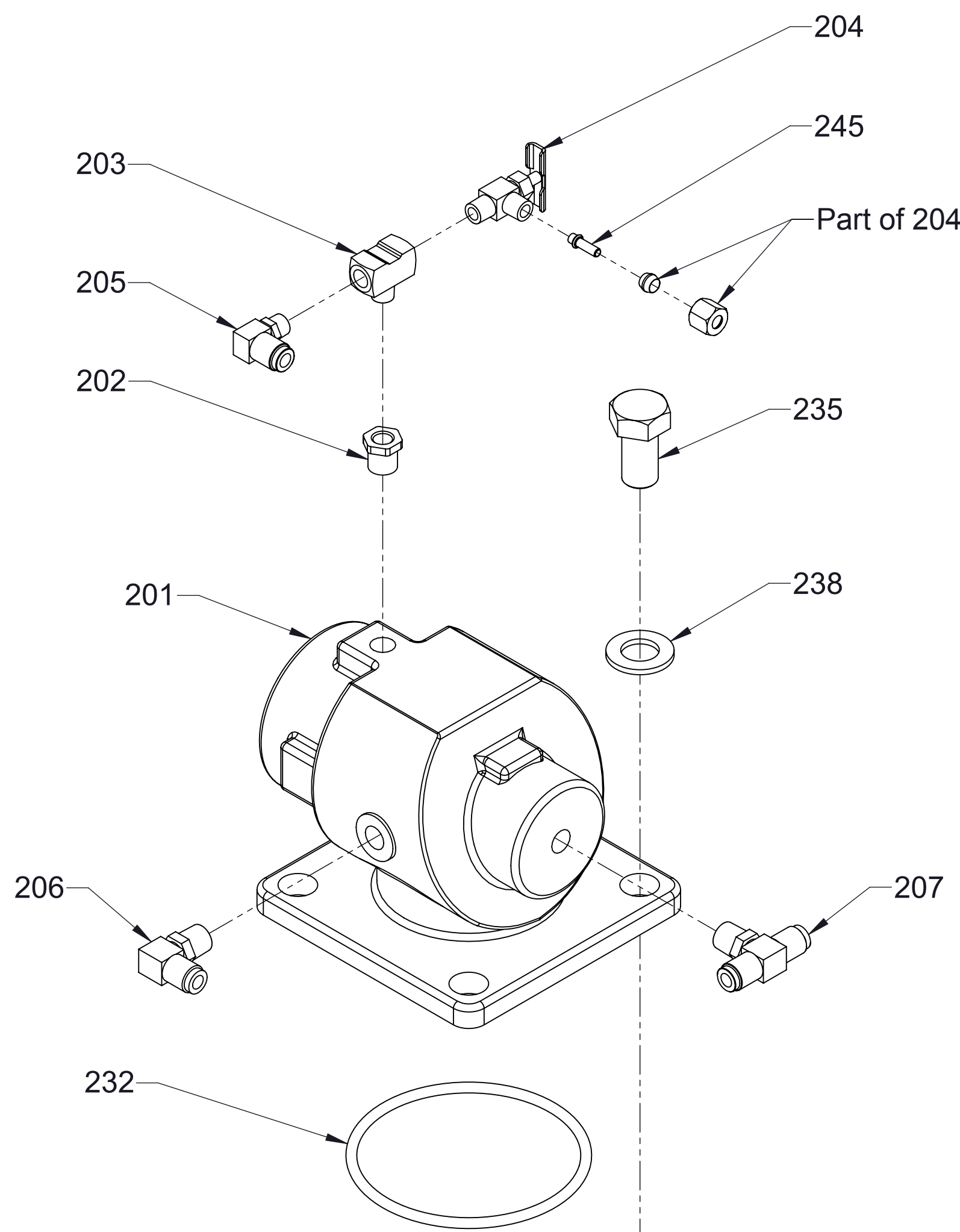


Ref No.	Description
10	OUTLET GASKET CF75
214	Adapter-Straight, 4 MJIC X 12 MM
217	Hose-Assembly, Oil Injection
218	BODY - TEE, OIL RETURN
223	Fitting-Oil Injection
227	Air End CF75D6
232	O-Ring, 3-7/8 X 4-1/4 in

COMPRESSOR REPLACEMENT KIT

COMPRESSOR SUBASSEMBLY

200  
(Includes 201-238 and 900)



Ref No.	Description
200	Compressor Subassembly (Includes 201-238 and 900)
201	Inlet-Air, 2-1/2 X 90°
202	1/4 X 1/8 Brass Bushing Reducing
203	Tee-Branch, 1/8 MNPT x 1/8 FNPT x 1/8 FNPT
204	Valve-Trim, 1/8 MNPT x 1/4 AB
205	Elbow-90°, 1/8 MNPT x 1/4 AB
206	Elbow-90°, 1/4 MNPT x 1/4 AB
207	Tee-Branch, 1/4 MNPT x 1/4 AB x 1/4 AB
214	Adapter-Straight, 4 MJIC X 12 MM
217	Hose Assembly, Oil Injection
218	Fitting-Oil Return Tee
223	Fitting-Oil Injection
227	Air End CF75D6
231	Compressor Replacement Kit
232	O-Ring, 3-7/8 X 4-1/4 in
235	Screw-Hex Hd, M16-2 x 30 mm
237	Washer-Flat, 8 mm
238	Washer-Flat, 16 mm
245	Sleeve-Internal Support
900	PMC Subassembly (See Page 13)

Note:  
1. Prior to September 29, 2017: 245 was not used.

COMPRESSOR SUBASSEMBLY

MODELS ENDING WITH 150-P, 150-PC, 150-OS, 150-ECL



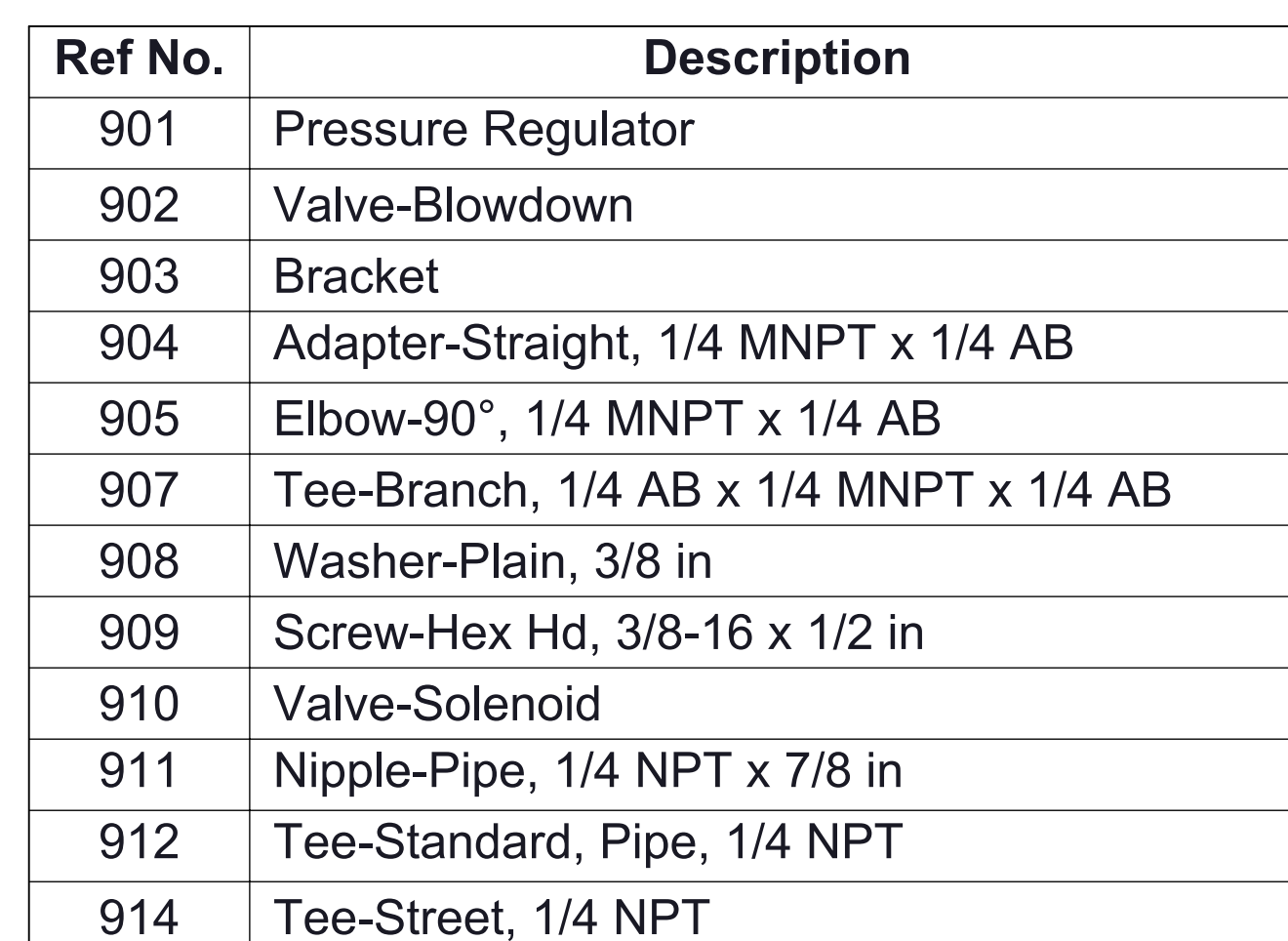


Ref No.	Description
901	Pressure Regulator
902	Valve-Blowdown
903	Bracket
904	Adapter-Straight, 1/4 MNPT x 1/4 AB
905	Elbow-90°, 1/4 MNPT x 1/4 AB
907	Tee-Branch, 1/4 AB x 1/4 MNPT x 1/4 AB
908	Washer-Plain, 3/8 in
909	Screw-Hex Hd, 3/8-16 x 1/2 in
911	Nipple-Pipe, 1/4 NPT x 7/8 in
914	Tee-Street, 1/4 NPT



Ref No.	Description
901	Pressure Regulator
902	Valve-Blowdown
903	Bracket
904	Adapter-Straight, 1/4 MNPT x 1/4 AB
905	Elbow-90°, 1/4 MNPT x 1/4 AB
908	Washer-Plain, 3/8 in
909	Screw-Hex Hd, 3/8-16 x 1/2 in
911	Nipple-Pipe, 1/4 NPT x 7/8 in
914	Tee-Street, 1/4 NPT

## TRADITIONAL CAFS



Ref No.	Description
901	Pressure Regulator
902	Valve-Blowdown
903	Bracket-Mounting, PMC, High Rise
904	Adapter-Straight, 1/4 MNPT x 1/4 AB
905	Elbow-90°, 1/4 MNPT x 1/4 AB
907	Tee-Branch, 1/4 AB x 1/4 MNPT x 1/4 AB
908	Washer-Plain, 3/8 in
909	Screw-Hex Hd, 3/8-16 x 1/2 in
911	Nipple-Pipe, 1/4 NPT x 7/8 in
914	Tee-Street, 1/4 NPT
N/AS	Label-Solenoid, High Rise Pressure
N/AS	Label-Solenoid - Normal Pressure



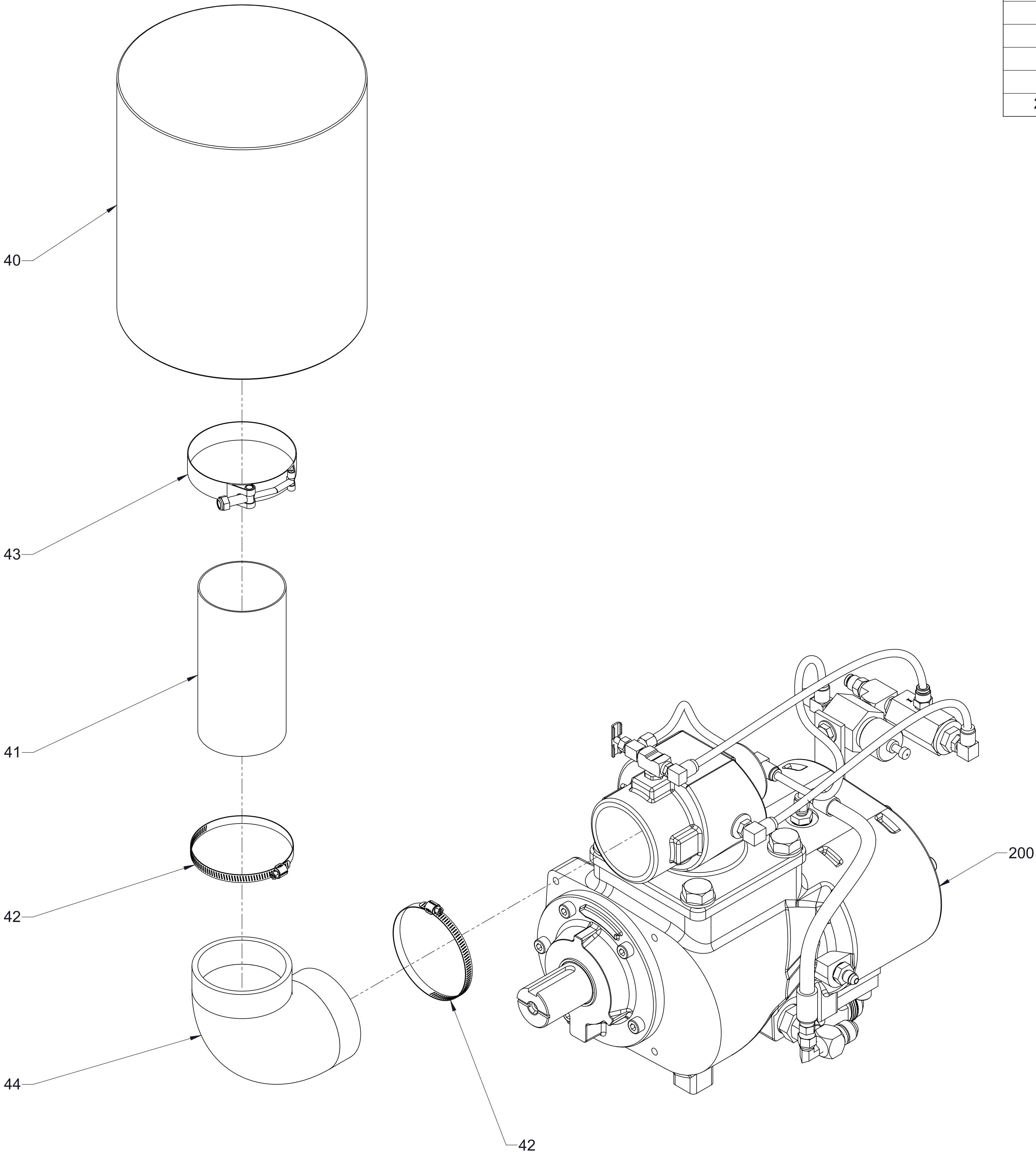
ONE-STEP CAFS MODELS ENDING WITH 150-OS  
ECLIPSE GEN 2.0 CAFS, MODELS ENDING WITH 150-ECL

## COMPRESSOR SUBASSEMBLY PMC VARIATIONS

MODELS ENDING WITH 150-P, 150-PC, 150-OS, 150-ECL



Ref No.	Description
40	Filter - Air, 3 inch (CO85004)
41	Tube-Inlet Air-3 X 48 t
42	Clamp-HS 53 3-1/2
43	3 in. T-Bolt
44	Elbow - Rubber 3 X 90°
200	Compressor Subassembly

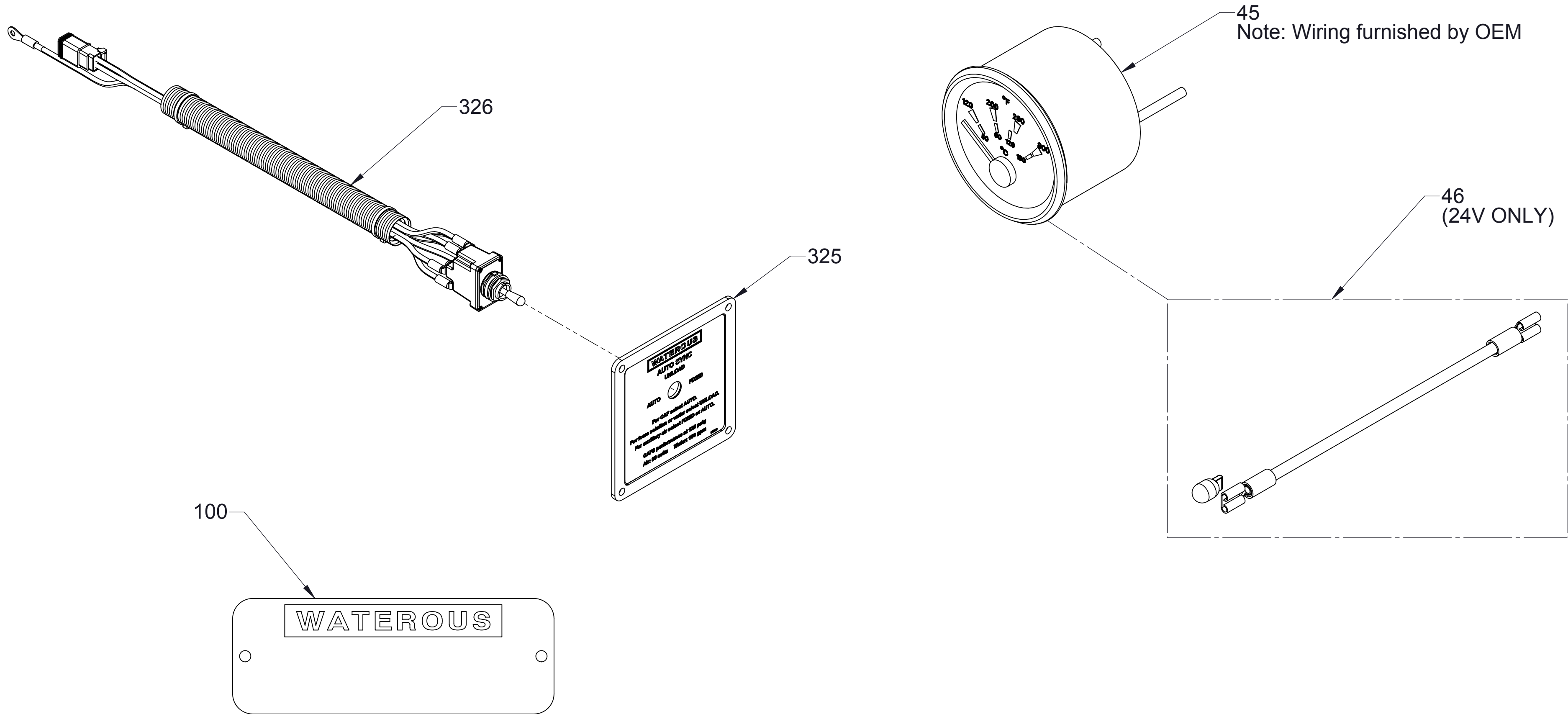


AIR FILTER

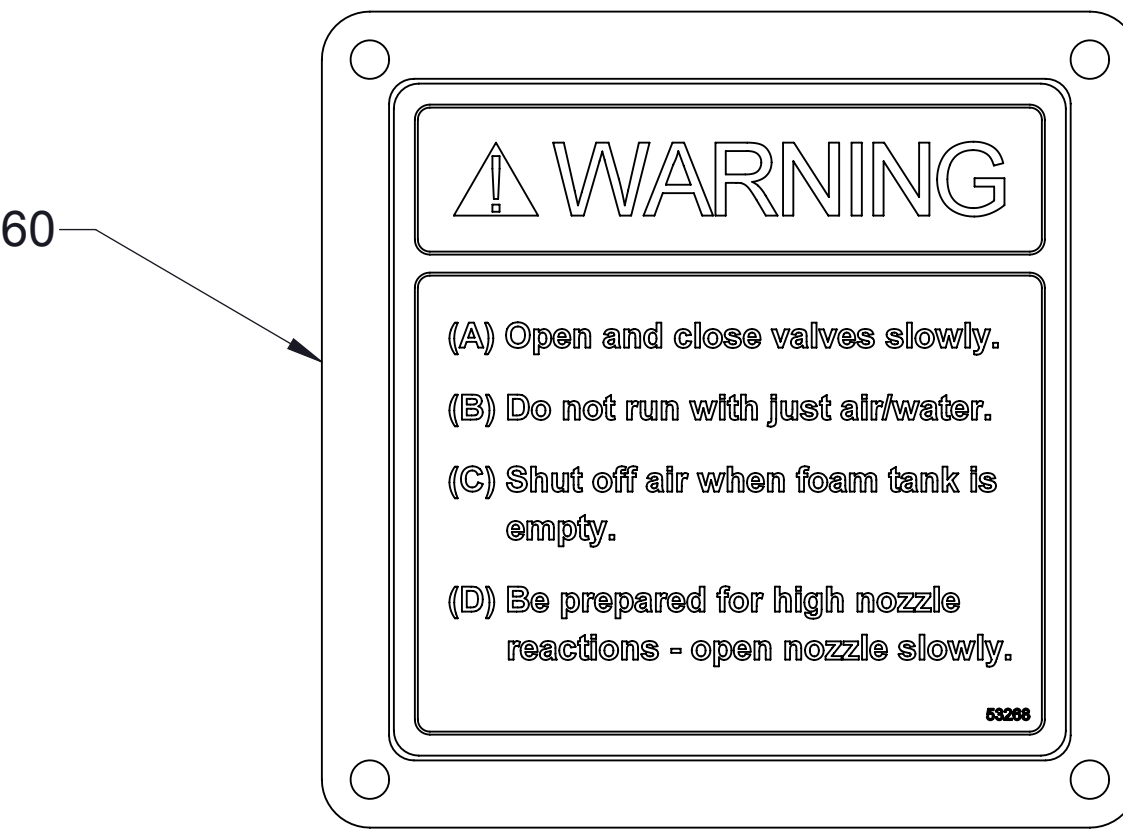
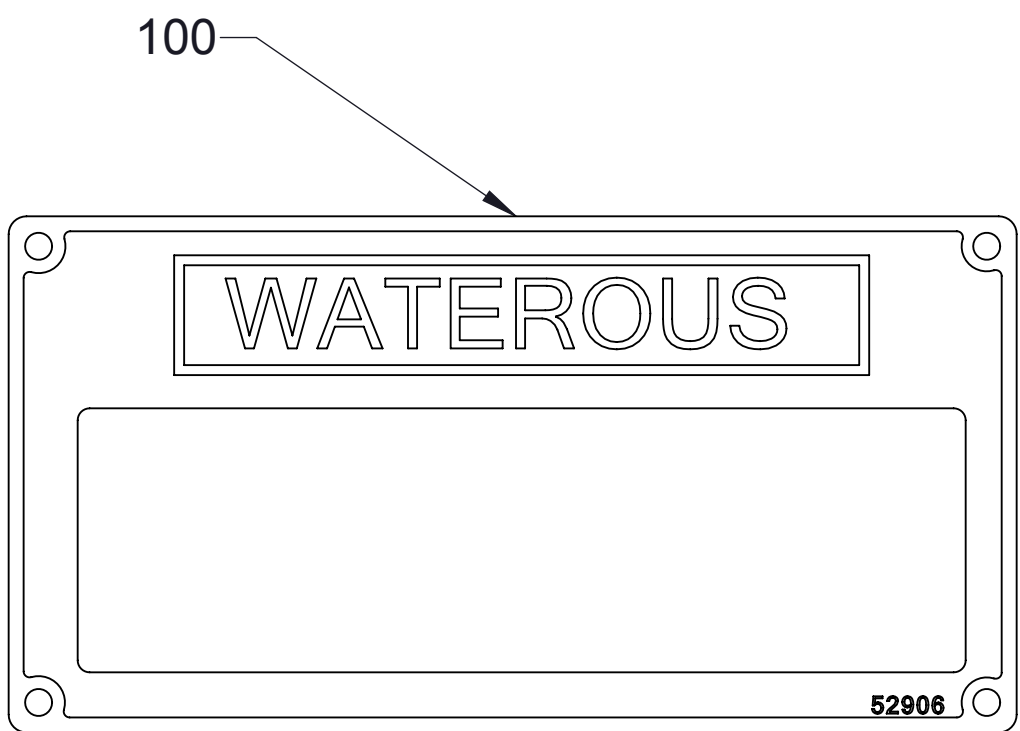
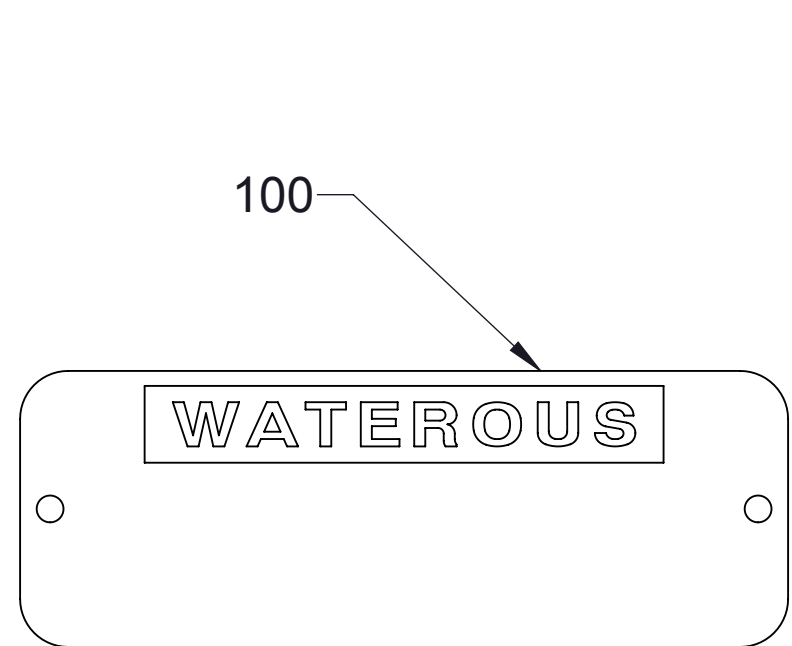
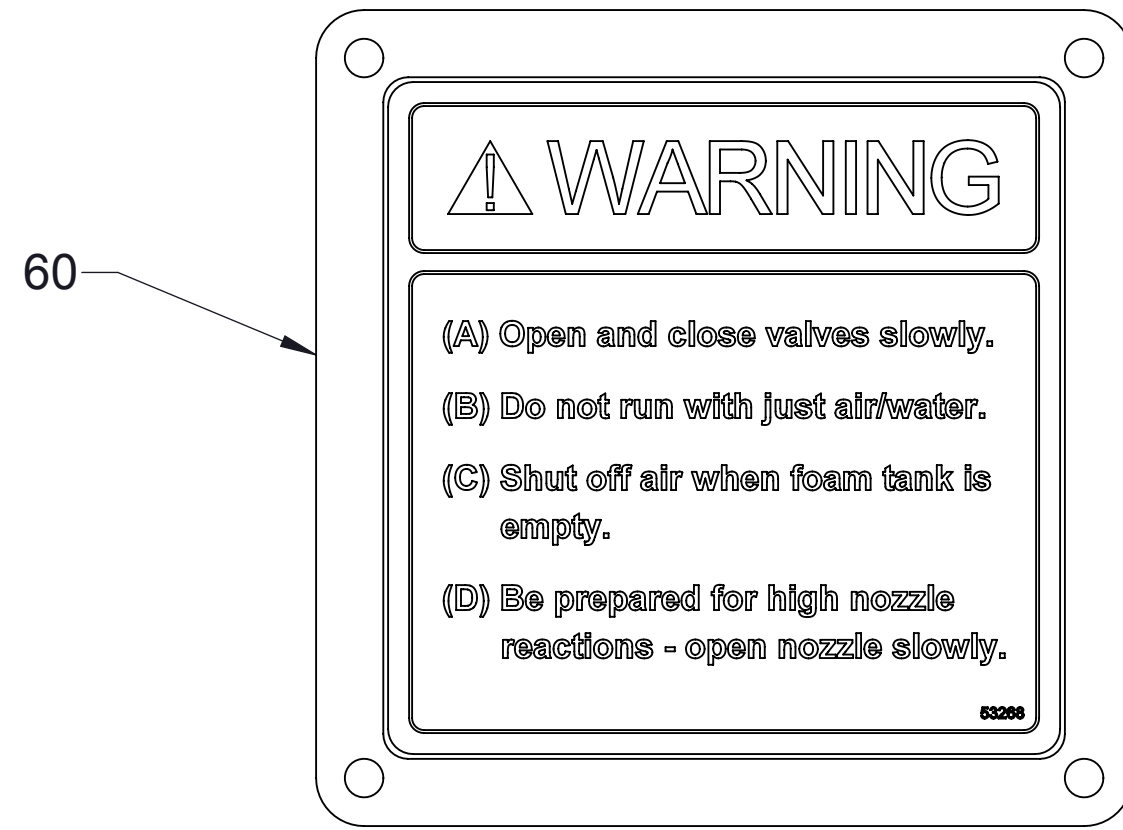
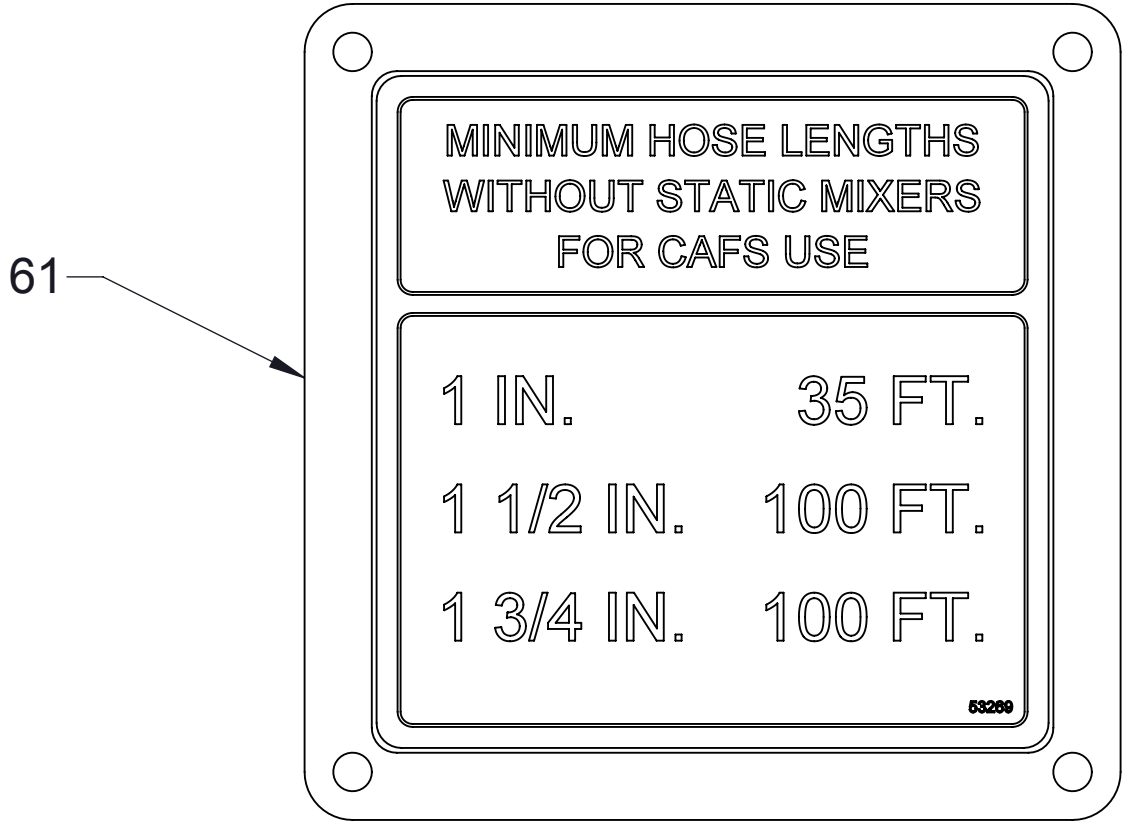
NOTE: BASED ON INSTALLATION  
CONFIGURATION MAY VARY FROM DIAGRAM



Ref No.	Description
45	Dual Scale Oil Temperature Gauge
46	Oil Temp Gauge to 24V Conversion Kit
60	Compressed Air Warning Plate
61	Hose Length Plate
100	Plate-Serial
325	Plate-Electric Auto-Sync
326	Harness-Switch, Electric Auto-Sync



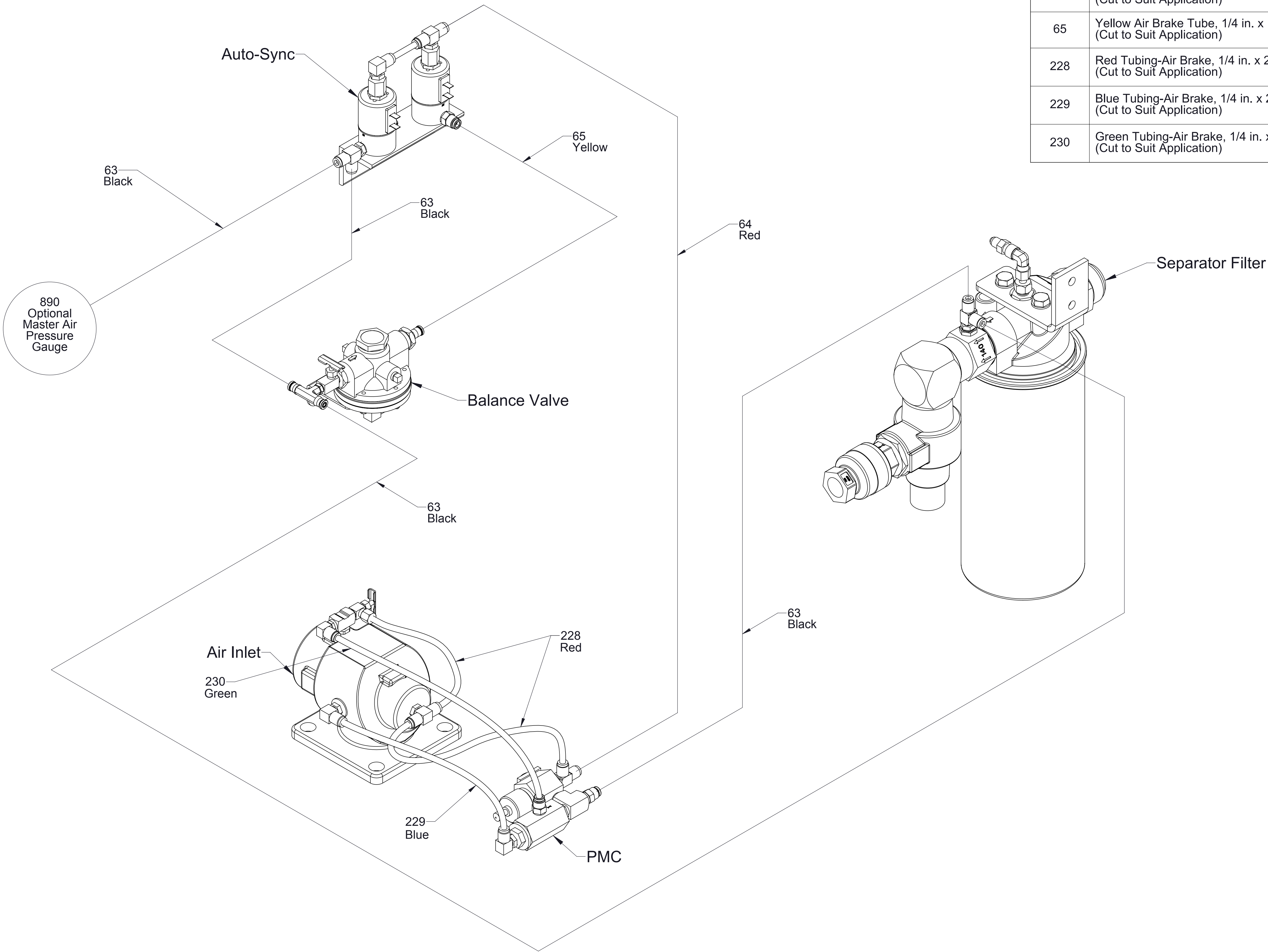
TRADITIONAL CAFS



GENERATED CAFS, ONE-STEP AND ECLIPSE GEN 2.0 CAFS



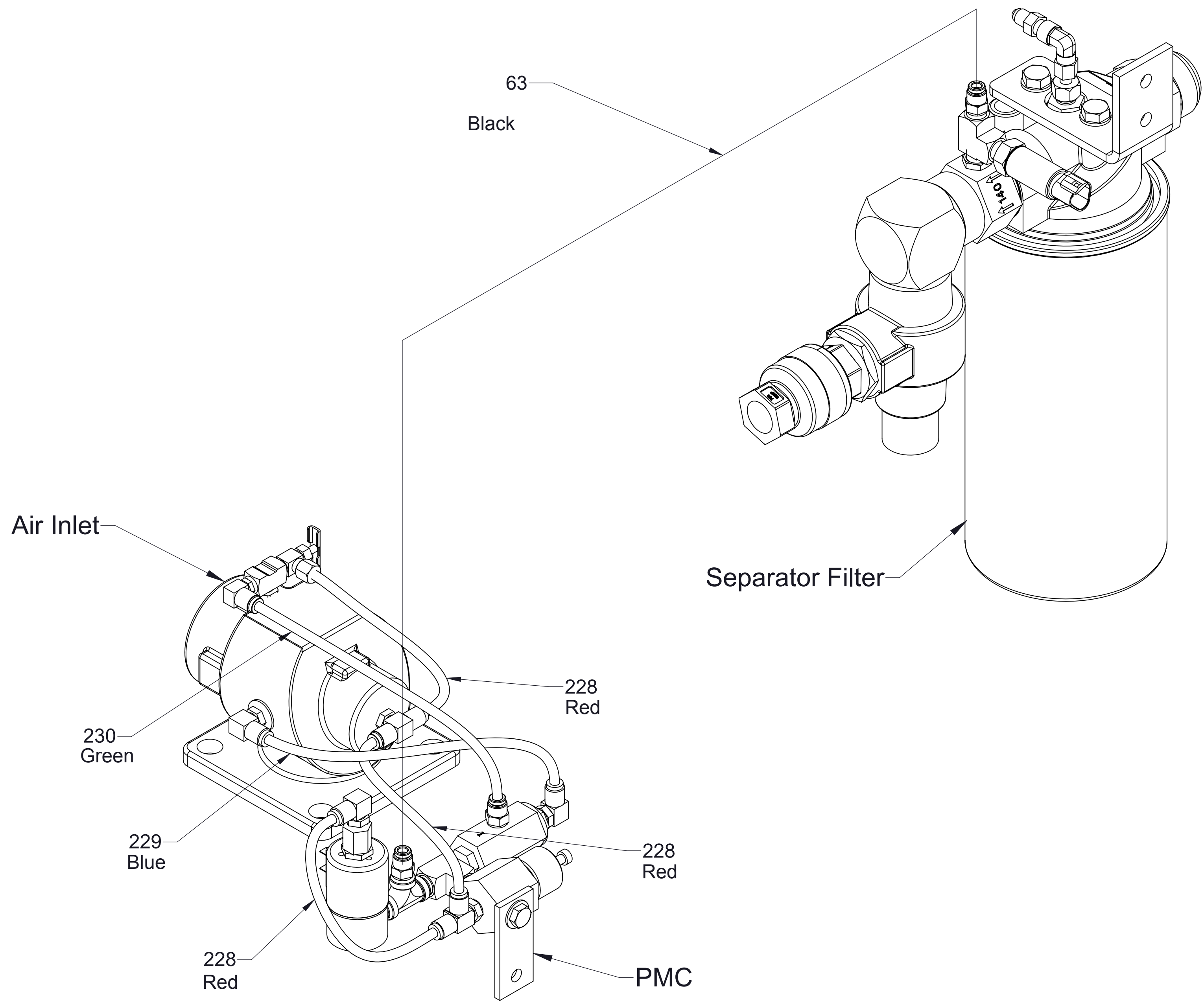
Ref No.	Description
63	Black Air Brake Tube, 1/4 in. x 180 in. Long (Cut to Suit Application)
64	Red Air Brake Tube, 1/4 in. x 120 in. Long (Cut to Suit Application)
65	Yellow Air Brake Tube, 1/4 in. x 120 in. Long (Cut to Suit Application)
228	Red Tubing-Air Brake, 1/4 in. x 24 in. (Cut to Suit Application)
229	Blue Tubing-Air Brake, 1/4 in. x 24 in. (Cut to Suit Application)
230	Green Tubing-Air Brake, 1/4 in. x 24 in. (Cut to Suit Application)



**SCHEMATIC - AIR**  
 TRADITIONAL CAFS  
 MODELS ENDING WITH 100-P, 120-P, 150-P



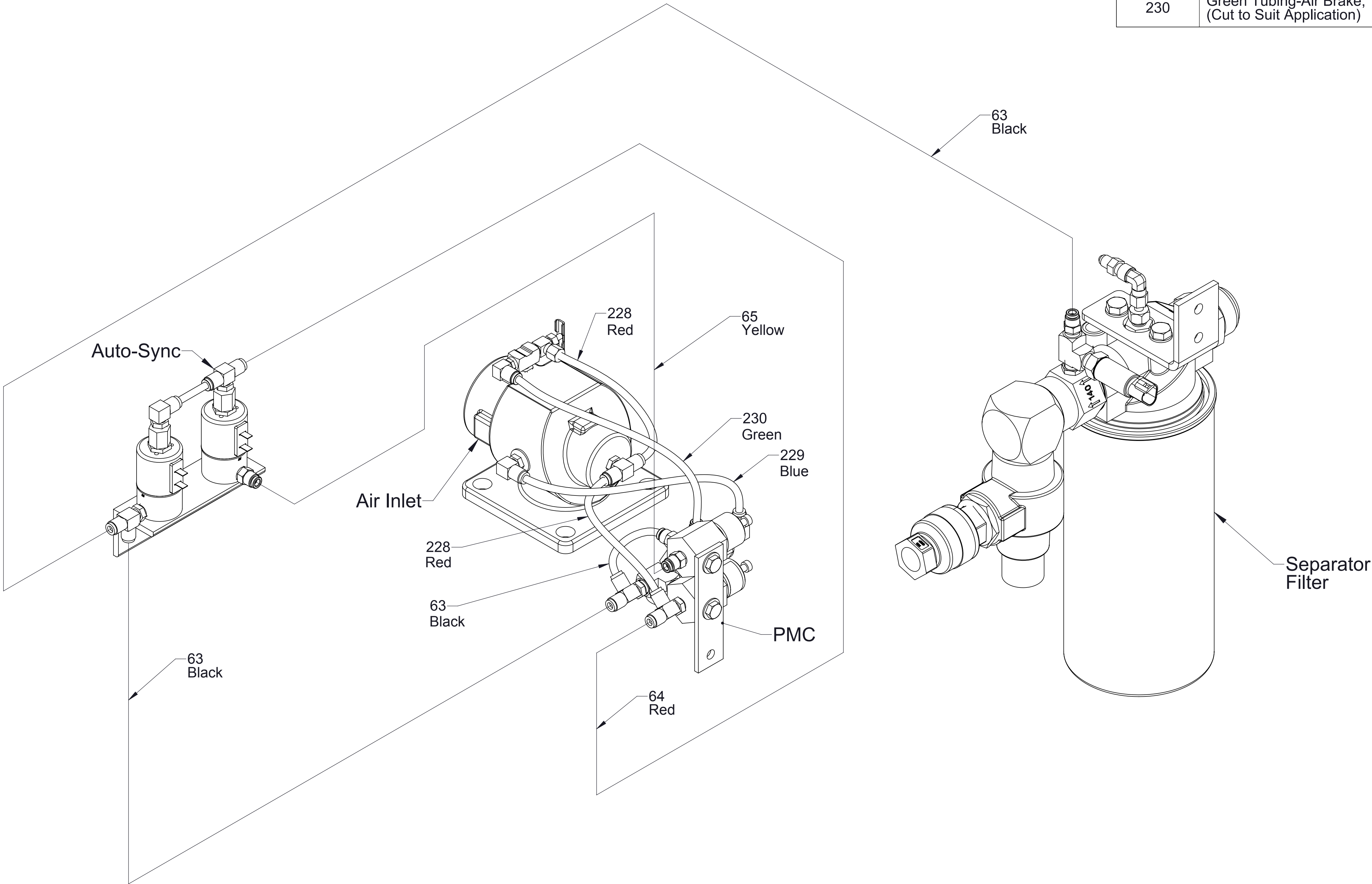
Ref No.	Description
63	Black Tubing-Air Brake, 1/4 in. x 180 in. (Cut to Suit Application)
228	Red Tubing-Air Brake, 1/4 in.x 24 in. (Cut to Suit Application)
229	Blue Tubing-Air Brake, 1/4 in. x 24 in. (Cut to Suit Application)
230	Green Tubing-Air Brake, 1/4 in. x 24 in. (Cut to Suit Application)



**SCHEMATIC - AIR**  
GENERATED CAFS  
MODESL ENDING WITH 150-OS, 150-ECL  
WITHOUT HIGH RISE OPTION



Ref No.	Description
63	Black Tubing-Air Brake, 1/4 in. x 180 in. (Cut to Suit Application)
64	Red Tubing-Air Brake, 1/4 in. x 120 in. (Cut to Suit Application)
65	Yellow Tubing-Air Brake, 1/4 in. x 120 in. (Cut to Suit Application)
228	Red Tubing-Air Brake, 1/4 in. x 24 in. (Cut to Suit Application)
229	Blue Tubing-Air Brake, 1/4 in. x 24 in. (Cut to Suit Application)
230	Green Tubing-Air Brake, 1/4 in. x 24 in. (Cut to Suit Application)



**SCHEMATIC - AIR**  
 GENERATED CAFS  
 MODELS ENDING WITH 150-OS, 150-ECL  
 WITH HIGH RISE OPTION



