

# SPECIFICATIONS: VEHICLE MOUNTED: HL SERIES

Designed to Pump Both High and Low Pressure Simultaneously



HL Series Pump Performance														
Model	Low Pressure							High Pressure						
	GPM	L/min	L/Sec	PSI	Bar	kPa	MPa	GPM	L/min	L/Sec	PSI	Bar	kPa	MPa
HL200	500	2000	33	150	10	1000	1.0	100	400	6.5	600	40	4000	4.0
HL300	750	3000	50											
HL400	1000	4000	65											
	1250	5000	83											
	1500	6000	100											

## Pump Features


- Designed to pump both high and low pressure simultaneously
- Lightweight, corrosion-resistant construction
- Automatic piston primer
- Automatic thermal relief valve
- Self-adjusting mechanical seal
- Anodized aluminum or bronze intake with 30° droop, two (2) auxiliary 4" side flanges
- Anodized aluminum or bronze discharge manifold with six (6) outlets

## Warranty


Waterous Five-Year Limited Warranty.

## Conditions of Sales


For details on Waterous Conditions of Sales, refer to F-2190, *Conditions of Sales* located on the Waterous web site at [www.waterousco.com](http://www.waterousco.com) or by contacting Waterous.



HL300 Model



HL400 Model



HL200 Model

## Optional Equipment

### Round the Pump (RTP) Foam Proportioner:

The Waterous RTP Foam Proportioner consists of an eductor, foam proportioning valve and an ON/OFF control valve. When activated, a portion of the pump discharge flow is directed to the eductor, causing a pressure drop in the eductor, which draws foam concentrate through the proportioning valve. The foam mixes with the water flowing through the eductor. The foam solution then enters the pump through the pump intake and finally delivered to the discharge outlets.

### Instrument Panel:

Contains High Pressure, Normal Pressure, Compound Pressure Gauges and Tachometer.

### K Series Transmission:

The K Series Transmission is normally used when a truck transmission mounted power take-off is selected as the pump drive.

### Housing:

Close-grained, gray iron

### Gears:

Helical, precision cut, crown shaved for proper load distribution and quiet operation.

### Material:

Bronze construction available.

### Total Protection Package (TPP-5)

The Total Protection Package is a comprehensive warranty that increases your standard warranty to include labor expenses to dismantle, remove and reinstall covered products or parts, F-2626.

HL Series Pump Weight		
Model	Pounds	kg
HL200	218	100
HL300	227	103
HL400	275	125



**RAISING THE BAR ON INNOVATION, RELIABILITY AND SERVICE.**

# SPECIFICATIONS: VEHICLE-MOUNTED: HL SERIES

## Pump Specifications

### Pump Body:

Corrosion-resistant anodized aluminum or bronze

### Low Pressure Impeller:

Wear-resistant anodized aluminum, flame-plated hubs

### High Pressure Impeller:

Bronze

### Impeller Shaft:

Stainless steel

### Wear Ring:

Bronze

### Shaft Seal:

Maintenance-free mechanical seal

### Pedestal:

Constructed of anodized aluminum, the pedestal supports the Waterous automatic piston primer and main bearings.

### Intake:

Anodized aluminum or bronze with 30° droop, two auxiliary 4" side flanges

### Discharge Manifold:

Anodized aluminum or bronze with six discharge outlets

### Interstage Crossover Valve:

The valve incorporates both a built-in high pressure relief valve and a removable strainer for the high pressure stage inlet

